

# **Cooper Manufacturing & Supply, Inc.**



**ISO 9001:2000 CERTIFIED**

## **PRODUCT CATALOG**

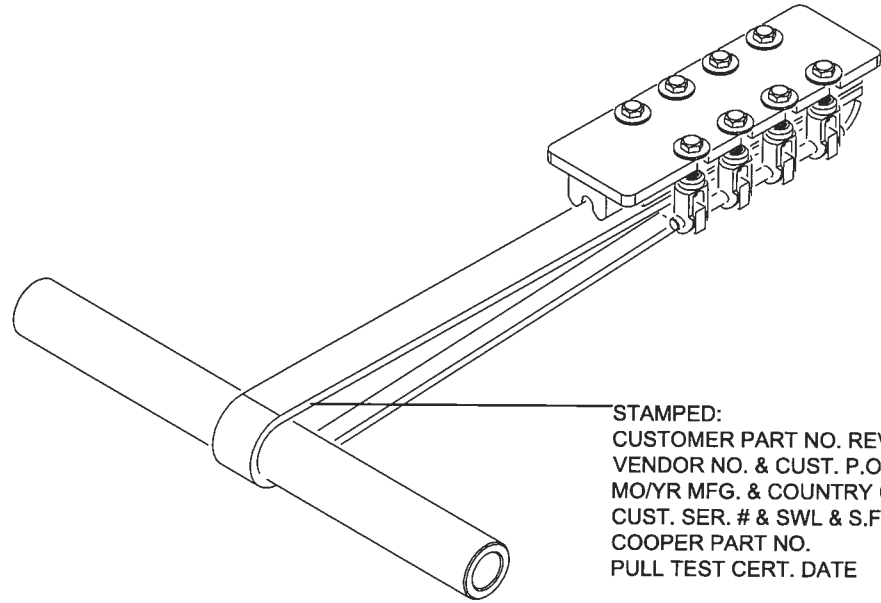
*4931 E. Broad Street  
P. O. Box 16573  
Lake Charles, LA 70616*

*(337) 436-1318 or (800) 494-8893  
Fax: (337) 436-1223*

*Website: [www.coopmfg.com](http://www.coopmfg.com)*

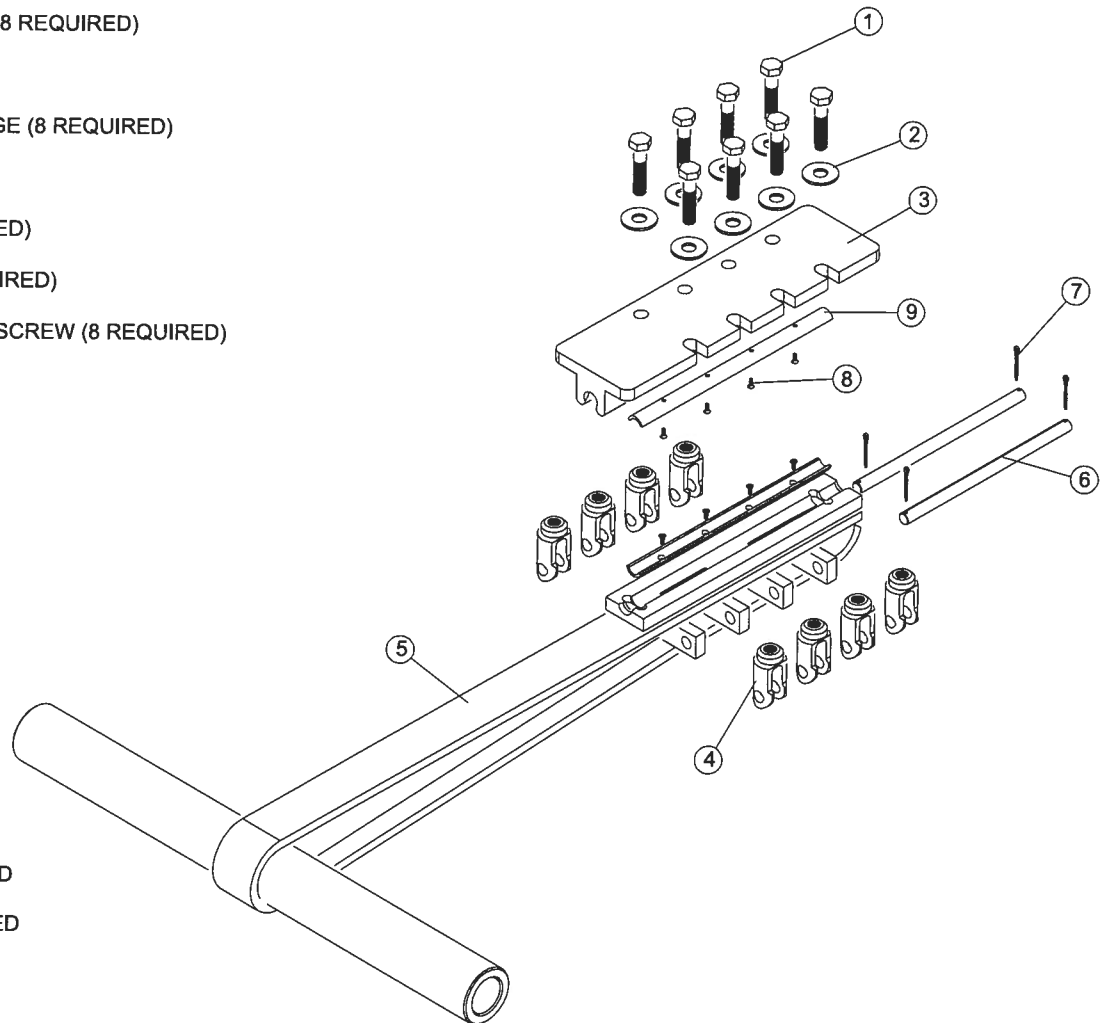
*Email: [sales@coopmfg.com](mailto:sales@coopmfg.com)*

# CM01-104/001 T-BAR CLAMP(WELDED ASSEMBLY)



CM01-104/001 - 30"-40K T-BAR CLAMP (LESS LINERS AND SCREWS)

1. CM01-312 (GRADE 8) 1/2-20 x 2.25 LG. BOLT(8 REQUIRED)
2. CM01-313 (GRADE 8) WASHER (8 REQUIRED)
3. CM01-305 TIE DOWN BRACKET
4. CM01-318 TIE DOWN BOLT HINGE (8 REQUIRED)
5. CM01-101 T-HANDLE
6. CM01-307 HINGE PIN (2 REQUIRED)
7. CM01-314 COTTER PIN (4 REQUIRED)
8. CM01-315 6-32 S.S. FLAT HEAD SCREW (8 REQUIRED)
9. CM01-311 LINER (SET)
10. PULL TEST AND CERTIFY



- NOTES:
1. SWL = 20,000 LBS
  2. SF = 2
  3. MATERIAL CERTS PROVIDED
  4. MPI CERTS PROVIDED
  5. PULL TEST CERTS PROVIDED

# LINERS AND SCREWS

## 1. CM01-315 6-32 SS SCREW

### 2. CM116-307 LINER SET

CM116-307A 3/16" LINER SET  
 CM116-307B 7/32" LINER SET  
 CM116-307C 1/4" LINER SET  
 CM116-307D 9/32" LINER SET  
 CM116-307E 5/16" LINER SET  
 CM116-307F 11/32" LINER SET  
 CM116-307G 3/8" LINER SET  
 CM116-307H 7/16" LINER SET  
 CM116-307I 15/32" LINER SET  
 CM116-307J 1/2" LINER SET  
 CM116-307K 17/32" LINER SET  
 CM116-307L 9/16" LINER SET

### 3. CM115-307 LINER SET

CM115-307A 3/16" LINER SET  
 CM115-307B 7/32" LINER SET  
 CM115-307C 1/4" LINER SET  
 CM115-307D 9/32" LINER SET  
 CM115-307E 5/16" LINER SET  
 CM115-307F 11/32" LINER SET  
 CM115-307G 3/8" LINER SET  
 CM115-307H 7/16" LINER SET  
 CM115-307I 15/32" LINER SET  
 CM115-307J 1/2" LINER SET  
 CM115-307K 17/32" LINER SET  
 CM115-307L 9/16" LINER SET

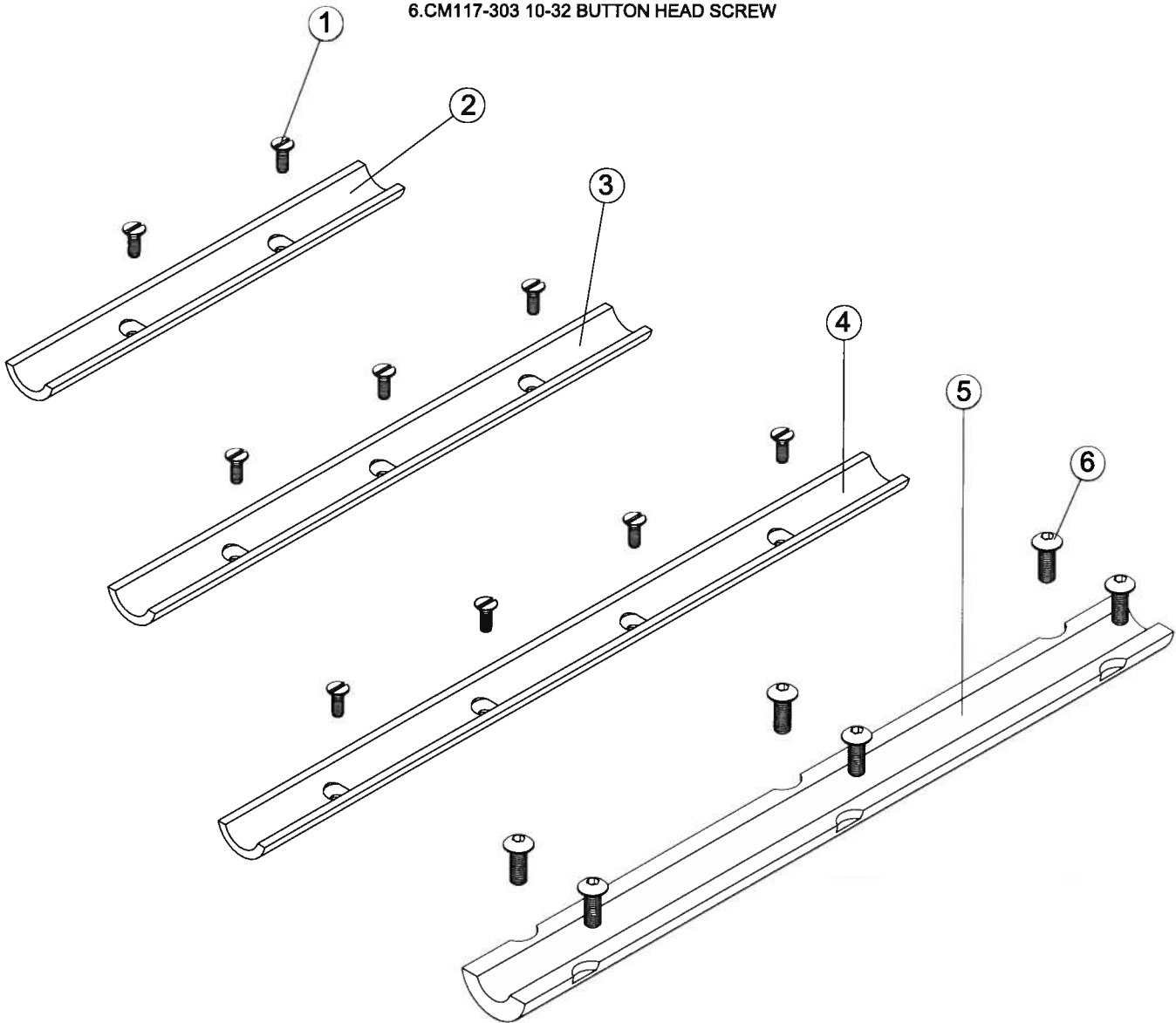
### 4. CM01-311 LINER SET

CM01-311A 3/16" LINER SET  
 CM01-311B 7/32" LINER SET  
 CM01-311C 1/4" LINER SET  
 CM01-311D 9/32" LINER SET  
 CM01-311E 5/16" LINER SET  
 CM01-311F 11/32" LINER SET  
 CM01-311G 3/8" LINER SET  
 CM01-311H 7/16" LINER SET  
 CM01-311I 15/32" LINER SET  
 CM01-311J 1/2" LINER SET  
 CM01-311K 17/32" LINER SET  
 CM01-311L 9/16" LINER SET

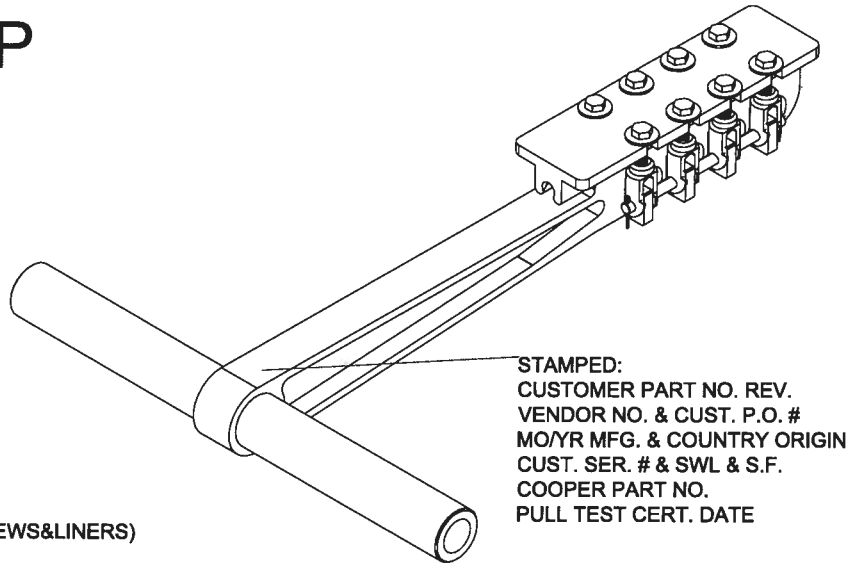
### 5. CM117-307 LINER SET

CM117-307A 3/16" LINER SET  
 CM117-307B 7/32" LINER SET  
 CM117-307C 1/4" LINER SET  
 CM117-307D 9/32" LINER SET  
 CM117-307E 5/16" LINER SET  
 CM117-307F 11/32" LINER SET  
 CM117-307G 3/8" LINER SET  
 CM117-307H 7/16" LINER SET  
 CM117-307I 15/32" LINER SET  
 CM117-307J 1/2" LINER SET  
 CM117-307K 17/32" LINER SET  
 CM117-307L 9/16" LINER SET

## 6. CM117-303 10-32 BUTTON HEAD SCREW



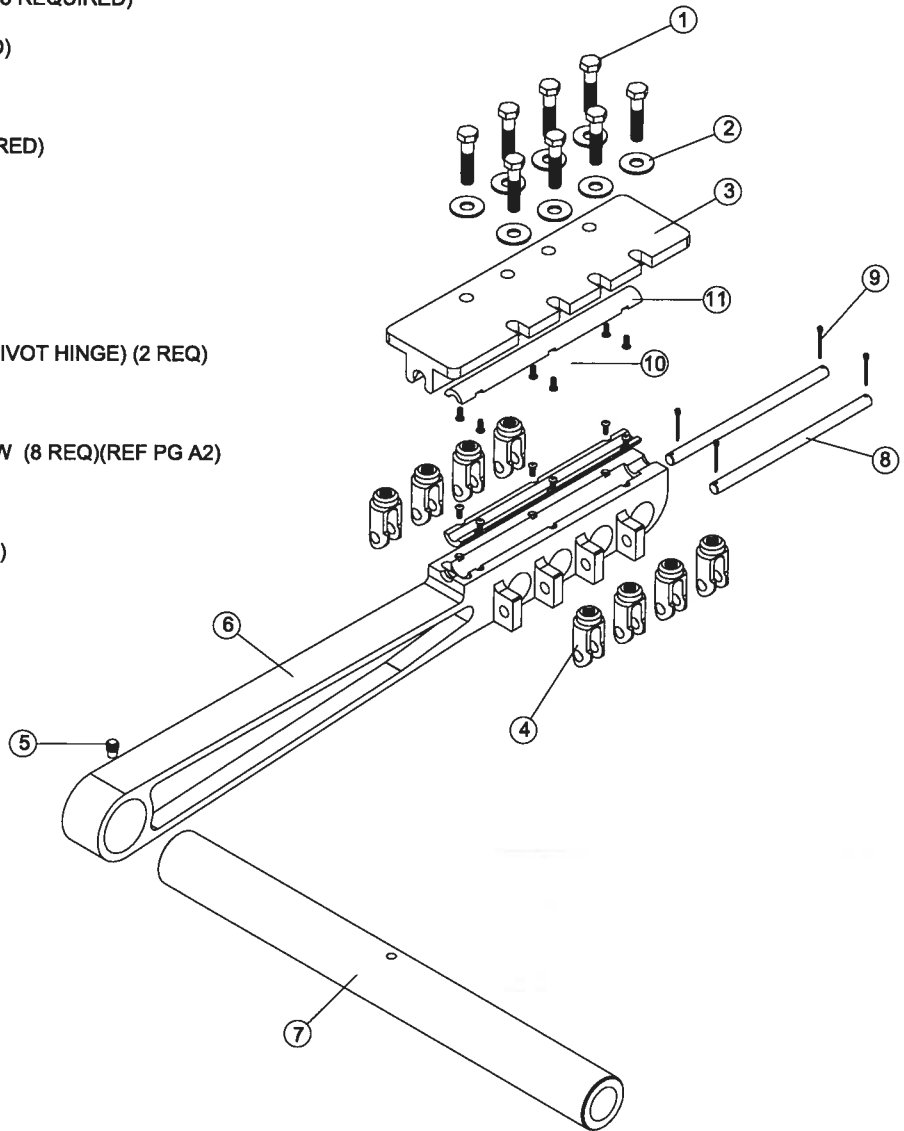
# 40K SOLID 30" T-BAR CLAMP



STAMPED:  
CUSTOMER PART NO. REV.  
VENDOR NO. & CUST. P.O. #  
MO/YR MFG. & COUNTRY ORIGIN  
CUST. SER. # & SWL & S.F.  
COOPER PART NO.  
PULL TEST CERT. DATE

CM117-100 - 30"-40K T-BAR CLAMP (LESS SCREWS&LINERS)

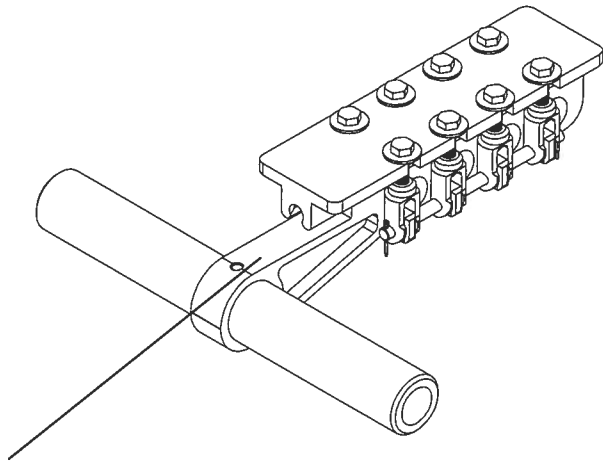
1. CM01-320 (GRADE 8) 1/2-20 x 2.25 LG. BOLT (8 REQUIRED)
2. CM01-321 (GRADE 8) WASHER (8 REQUIRED)
3. CM117-301 TIE DOWN BRACKET
4. CM01-318 TIE DOWN BOLT HINGE (8 REQUIRED)
5. CM112-304 HANDLE SET SCREW
6. CM117-300 BODY
7. CM111-302 24" HANDLE \*
8. CM01-307 PIN,TIE DOWN CABLE HANGER (PIVOT HINGE) (2 REQ)
9. CM01-314 COTTER PIN (4 REQUIRED)
10. CM117-303 10-32 S.S. BUTTON HEAD SCREW (8 REQ)(REF PG A2)
11. CM117-302 LINER(REF PAGE A2)
12. PULL TEST AND CERTIFY(CERTS INCLUDED)



**NOTE:**

- \* CUSTOM LENGTHS AVAILABLE UPON REQUEST
- 1.SWL=20,000LBS.
- 2.SF=2
- 3. MATERIAL CERTS PROVIDED
- 4. MPI CERTS PROVIDED
- 5.PULL TEST CERTS PROVIDED

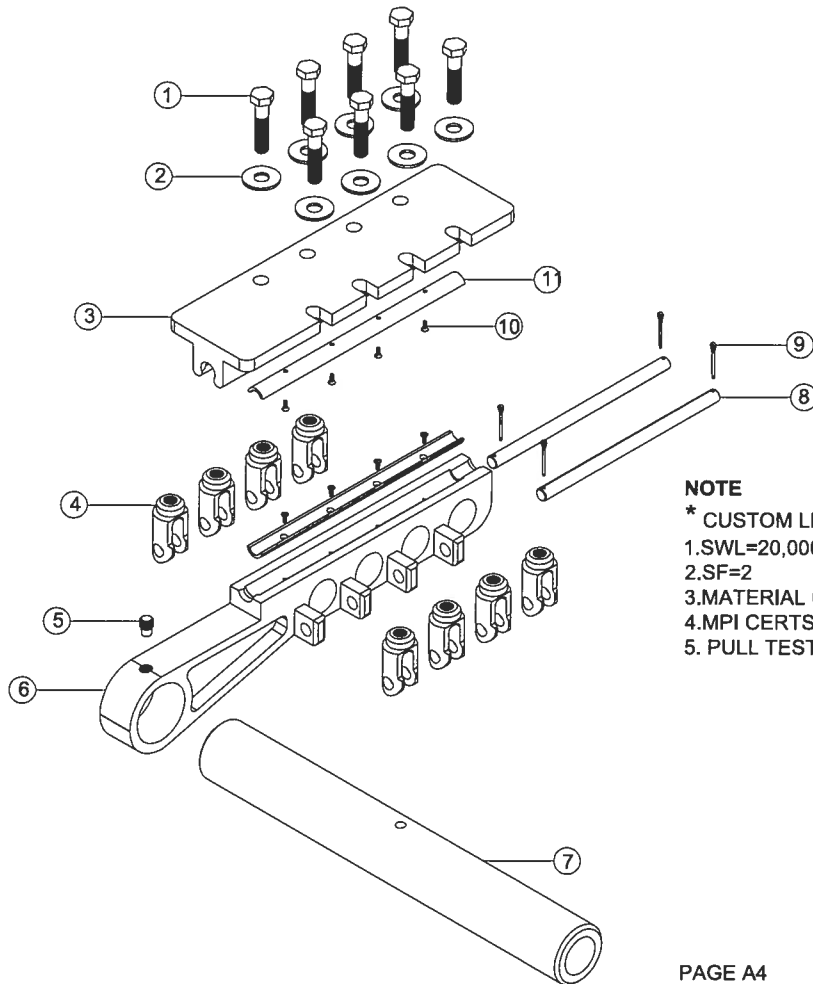
# 40K SOLID 18" T-BAR CLAMP



STAMPED:  
CUSTOMER PART NO. REV.  
VENDOR NO. & CUST. P.O. #  
MO/YR MFG. & COUNTRY ORIGIN  
CUST. SER. # & SWL & S.F.  
COOPER PART NO.  
PULL TEST CERT. DATE

CM111-100 - 18"-40K T-BAR CLAMP (LESS SCREWS&LINERS)

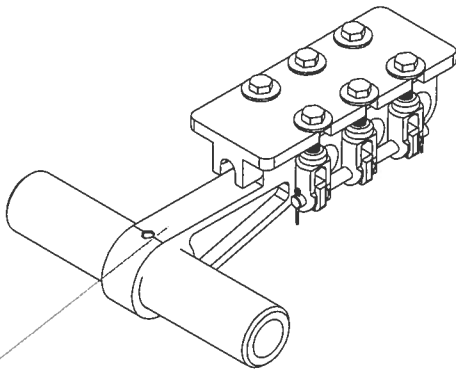
1. CM01-312 (GRADE 8) 1/2-20 x 2.25 LG. BOLT (8 REQUIRED)
2. CM01-313 (GRADE 8) WASHER (8 REQUIRED)
3. CM111-301 TIE DOWN BRACKET
4. CM01-318 TIE DOWN BOLT HINGE (8 REQUIRED)
5. CM112-304 HANDLE SET SCREW
6. CM111-300 BODY
7. CM111-302 15" HANDLE \*
8. CM01-307 TIE DOWN PIN (2 REQUIRED)
9. CM01-314 COTTER PIN (4 REQUIRED)
10. CM01-315 6-32 S.S. FLAT HEAD SCREW (8 REQUIRED)
11. CM01-311 LINER
12. PULL TEST AND CERTIFY



**NOTE**

- \* CUSTOM LENGTHS AVAILABLE UPON REQUEST
- 1.SWL=20,000LBS.
- 2.SF=2
- 3.MATERIAL CERTS PROVIDED
- 4.MPI CERTS PROVIDED
- 5. PULL TEST CERTS PROVIDED

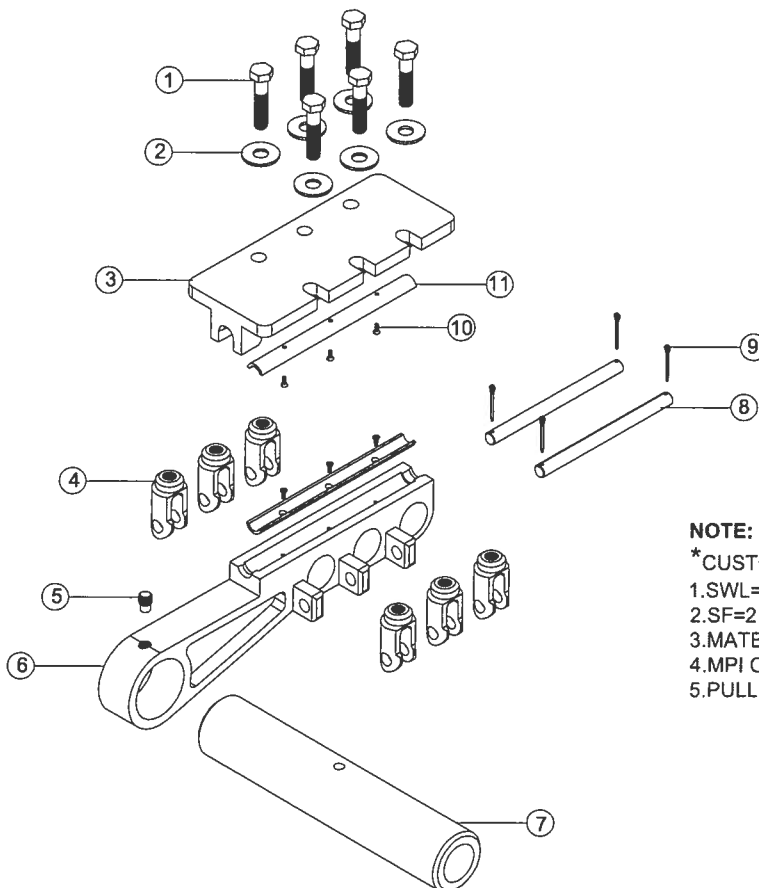
# 30K SOLID 15" T-BAR CLAMP



STAMPED:  
CUSTOMER PART NO. REV.  
VENDOR NO. & CUST. P.O. #  
MO/YR MFG. & COUNTRY ORIGIN  
CUST. SER. # & SWL & S.F.  
COOPER PART NO.  
PULL TEST CERT. DATE

CM112-100 - 15"-30K T-BAR CLAMP (LESS SCREWS&LINERS)

1. CM01-312 (GRADE 8) 1/2-20 x 2.25 LG. BOLT (8 REQUIRED)
2. CM01-313 (GRADE 8) WASHER (8 REQUIRED)
3. CM112-301 TIE DOWN BRACKET
4. CM01-318 TIE DOWN BOLT HINGE (8 REQUIRED)
5. CM112-304 HANDLE SET SCREW
6. CM112-300 BODY
7. CM112-302 12" HANDLE \*
8. CM01-307 TIE DOWN PIN (2 REQUIRED)
9. CM01-314 COTTER PIN (4 REQUIRED)
10. CM01-315 6-32 S.S. FLAT HEAD SCREW (8 REQUIRED)
11. CM01-311 LINER
12. PULL TEST AND CERTIFY



**NOTE:**

\*CUSTOM LENGTHS AVAILABLE UPON REQUEST

1.SWL=15,000 LBS

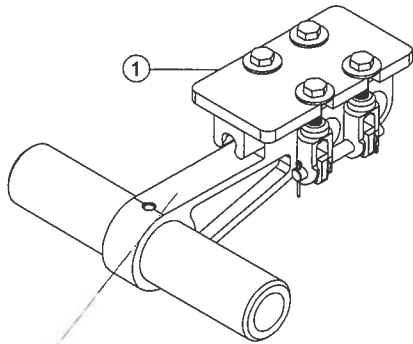
2.SF=2

3.MATERIAL CERTS PROVIDED

4.MPI CERTS PROVIDED

5.PULL TEST CERTS PROVIDED

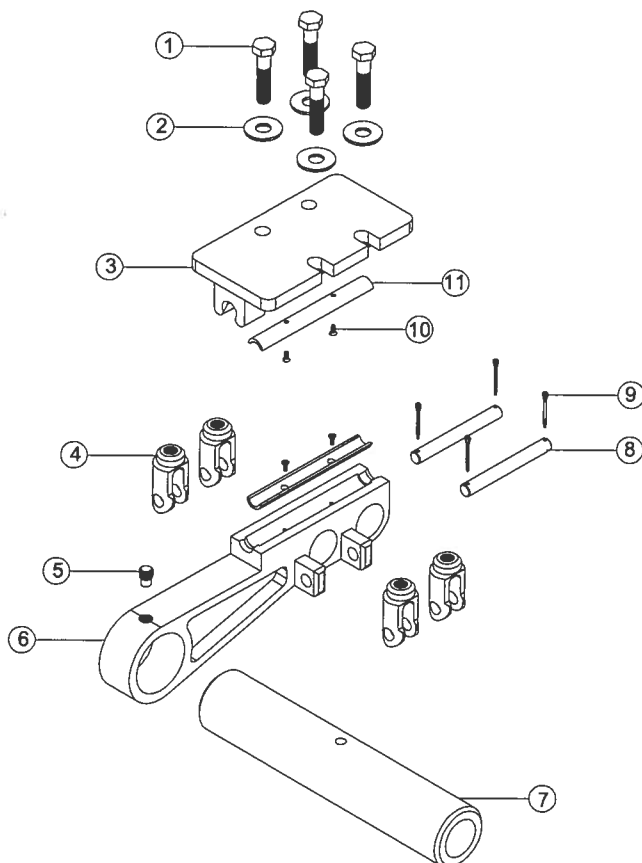
# 25K SOLID 13" T-BAR CLAMP



STAMPED:  
CUSTOMER PART NO. REV.  
VENDOR NO. & CUST. P.O. #  
MO/YR MFG. & COUNTRY ORIGIN  
CUST. SER. # & SWL & S.F.  
COOPER PART NO.  
PULL TEST CERT. DATE

CM113-100 - 12-7/8" - 25K T-BAR CLAMP (LESS SCREWS&LINERS)

1. CM01-312 (GRADE 8) 1/2-20 x 2.25 LG. BOLT (8 REQUIRED)
2. CM01-313 (GRADE 8) WASHER (8 REQUIRED)
3. CM113-301 TIE DOWN BRACKET
4. CM01-318 TIE DOWN BOLT HINGE (8 REQUIRED)
5. CM112-304 HANDLE SET SCREW
6. CM113-300 BODY
7. CM113-302 12" HANDLE \*
8. CM01-307 TIE DOWN PIN (2 REQUIRED)
9. CM01-314 COTTER PIN (4 REQUIRED)
10. CM01-315 6-32 S.S. FLAT HEAD SCREW (8 REQUIRED)
11. CM01-311 LINER
12. PULL TEST AND CERTIFY



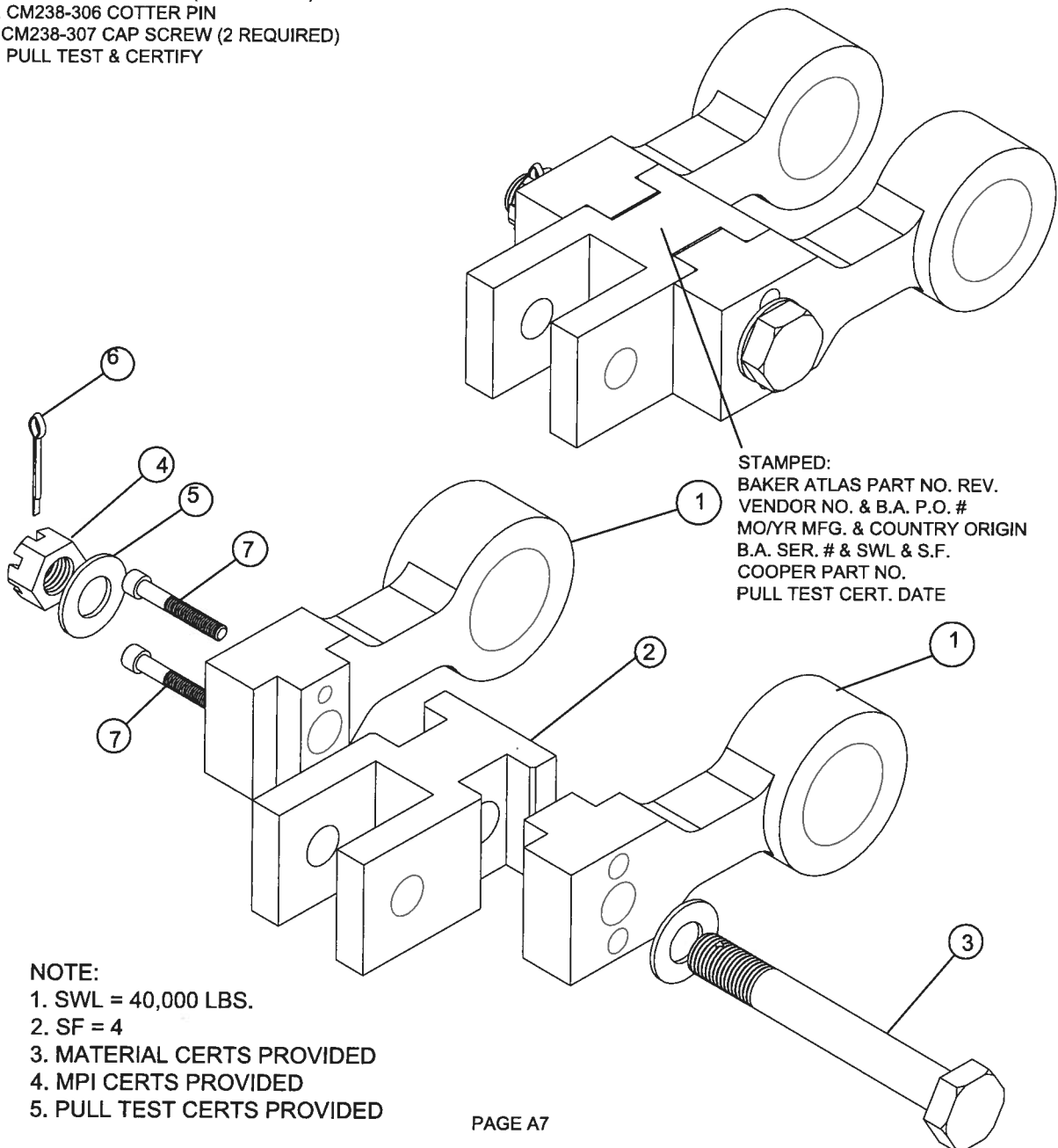
**NOTE:**

- \* CUSTOM LENGTHS AVAILABLE UPON REQUEST
- 1. SWL = 12,500 LBS.
- 2. SF=2
- 3. MATERIAL CERTS PROVIDED
- 4. MPI CERTS PROVIDED
- 5. PULL TEST CERTS PROVIDED UPON REQUEST

# T-BAR CLAMP LOAD CELL ADAPTER

CM238-100

- CM238-100B LOAD CELL PULLER
1. CM238-302 ARM (2 REQUIRED)
  2. CM238-301 BODY
  3. CM238-303 PIN
  4. CM238-304 NUT
  5. CM238-305 WASHER (2 REQUIRED)
  6. CM238-306 COTTER PIN
  7. CM238-307 CAP SCREW (2 REQUIRED)
  8. PULL TEST & CERTIFY



**NOTE:**

1. SWL = 40,000 LBS.
2. SF = 4
3. MATERIAL CERTS PROVIDED
4. MPI CERTS PROVIDED
5. PULL TEST CERTS PROVIDED



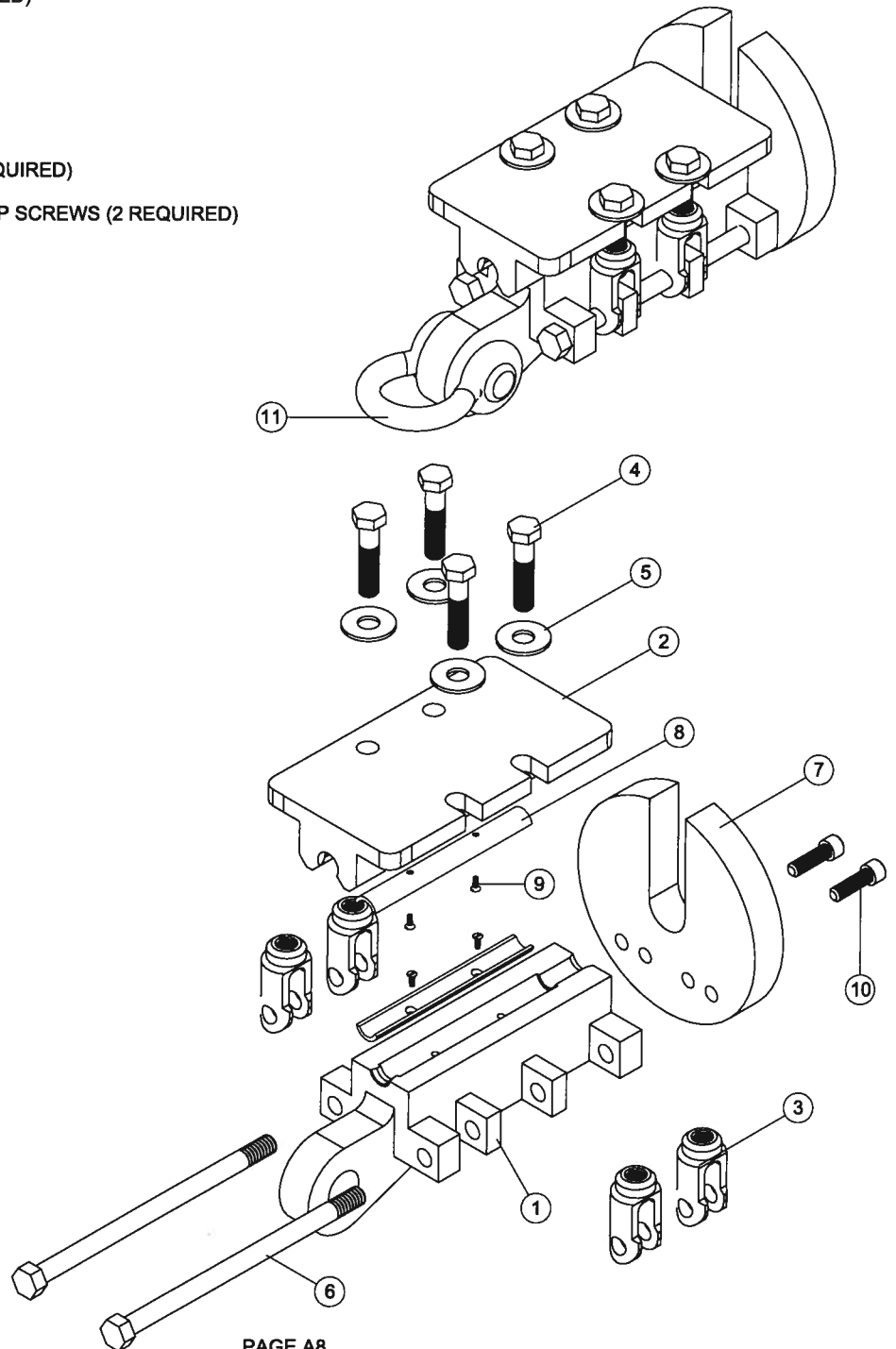
# 25K C-PLATE CLAMP

## CM116-100 - 25K WIRE CLAMP ASSEMBLY

1. CM116-300 - 25K CLAMP BODY
2. CM116-305 - 25K TIE DOWN BAR
3. CM01-318 - BOLT HINGE (4 REQUIRED)
4. CM01-320 - 1/2"-20 GRADE 8 BOLT (4 REQUIRED)
5. CM01-321 - GRADE 8 FLAT WASHER (4 REQUIRED)
6. CM116-306 - BODY BOLTS (2 REQUIRED)
7. CM114-308 - C-PLATE (DIAMETERS OPTIONAL)
8. CM116-307 - LINER (SET)
9. CM01-315 - 6-32 S.S. FLAT HEAD SCREW (4 REQUIRED)
10. CM114-309 - 3/8"-16 x 1-1/4" SOCKET HEAD CAP SCREWS (2 REQUIRED)
11. CM116-308 - 7/8" SHACKLE (SWL=13K SF=6)
12. PULL TEST CERTIFY

### NOTES:

1. SWL = 12,500 LBS
2. SF = 2
3. MATERIAL CERTS PROVIDED
4. MPI CERTS PROVIDED
5. PULL TEST CERTS PROVIDED



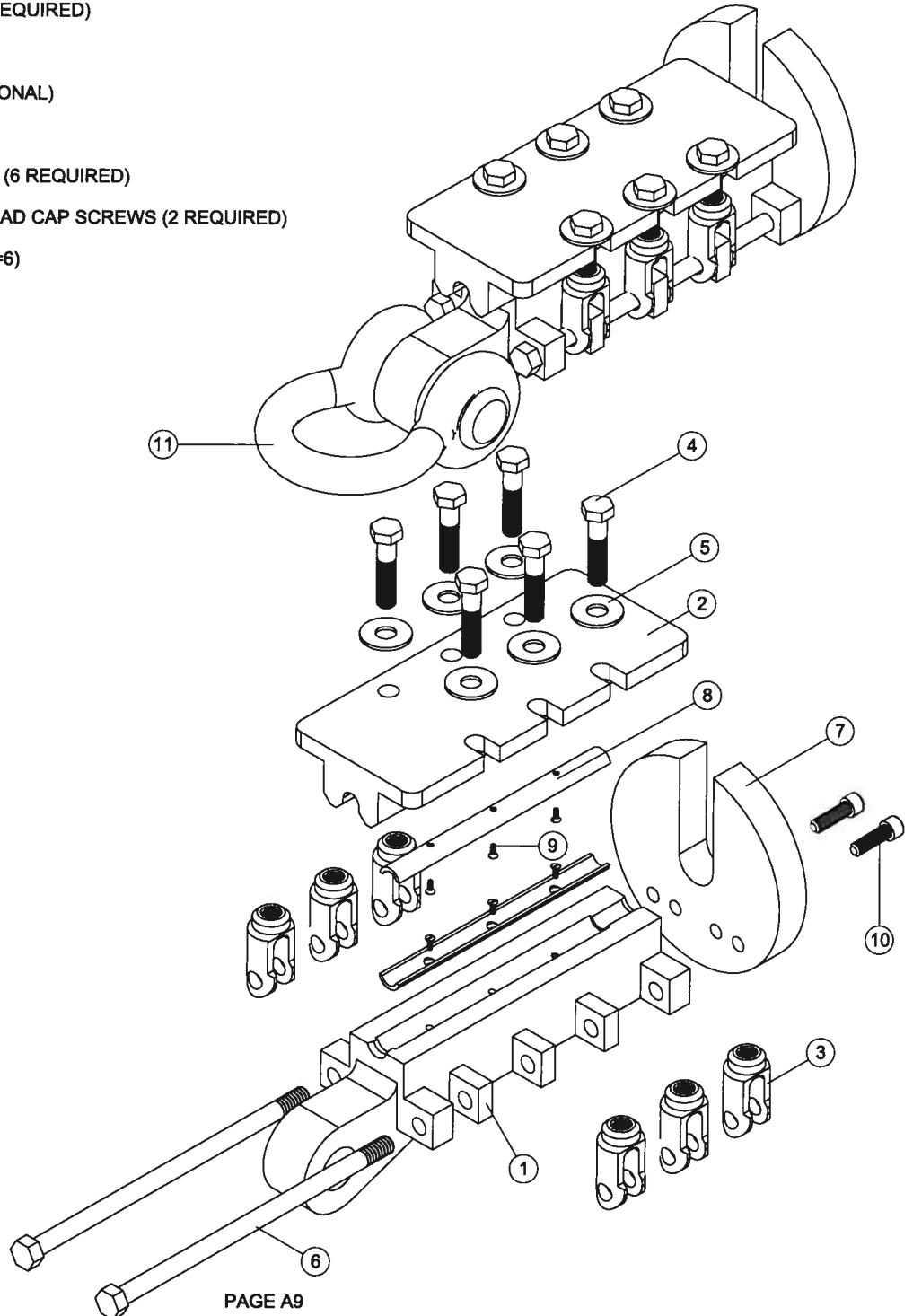
# 30K C-PLATE CLAMP

## CM115-100 - 30K WIRE CLAMP ASSEMBLY

1. CM115-300 - 30K CLAMP BODY
2. CM115-305 - 30K TIE DOWN BAR
3. CM01-318 - BOLT HINGE (6 REQUIRED)
4. CM01-320 - 1/2"-20 GRADE 8 BOLT (6 REQUIRED)
5. CM01-321 - GRADE 8 FLAT WASHER (6 REQUIRED)
6. CM115-306 - BODY BOLTS (2 REQUIRED)
7. CM114-308 - C-PLATE (DIAMETERS OPTIONAL)
8. CM115-307 - LINER (SET)
9. CM01-315 - 6-32 S.S. FLAT HEAD SCREW (6 REQUIRED)
10. CM114-309 - 3/8"-16 x 1-1/4" SOCKET HEAD CAP SCREWS (2 REQUIRED)
11. CM115-308 - 1" SHACKLE (SWL=17K SF=6)
12. PULL TEST CERTIFY

### NOTES:

1. SWL = 15,000 LBS
2. SF = 2
3. MATERIAL CERTS PROVIDED
4. MPI CERTS PROVIDED
5. PULL TEST CERTS PROVIDED





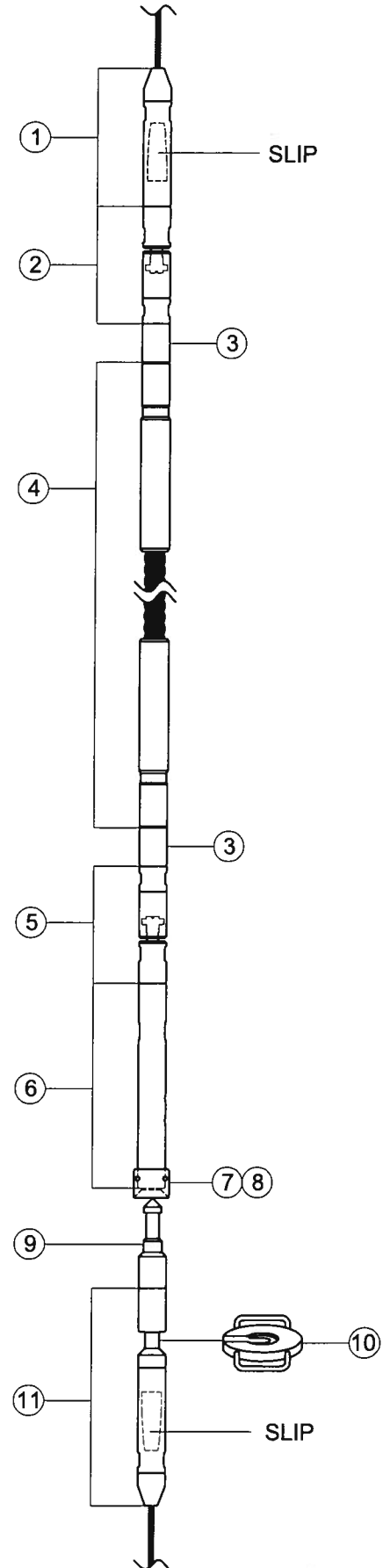
**COOPER MANUFACTURING & SUPPLY INC.**  
**2 1/8" WIRELINE STRIPPING ASSEMBLY**

**CM42-500 - 2-1/8" WIRELINE STRIPPING ASSEMBLY**

1. CM72-101U - UPPER ROPE SOCKET
2. CM71-100U - KNUCKEL SWIVEL
3. CM42-302 - ADAPTER (2 REQUIRED)
4. CM42-100 - FLEXIBLE SINKER BAR
5. CM71-100L - KNUCKEL SWIVEL
6. CM65-100 - OVERSHOT
7. CM65-310 - 2-3/4" OVERSIZED GUIDE
8. CM65-311 - 3-1/4" OVERSIZED GUIDE
9. CM65-308 - SPEARHEAD SUB
10. CM12-321 - 4-1/2" I.F. HANG OFF PLATE (SEE NOTE 1)
11. CM72-100L - LOWER ROPE SOCKET
12. PULL TEST AND CERTIFY

**NOTES:**

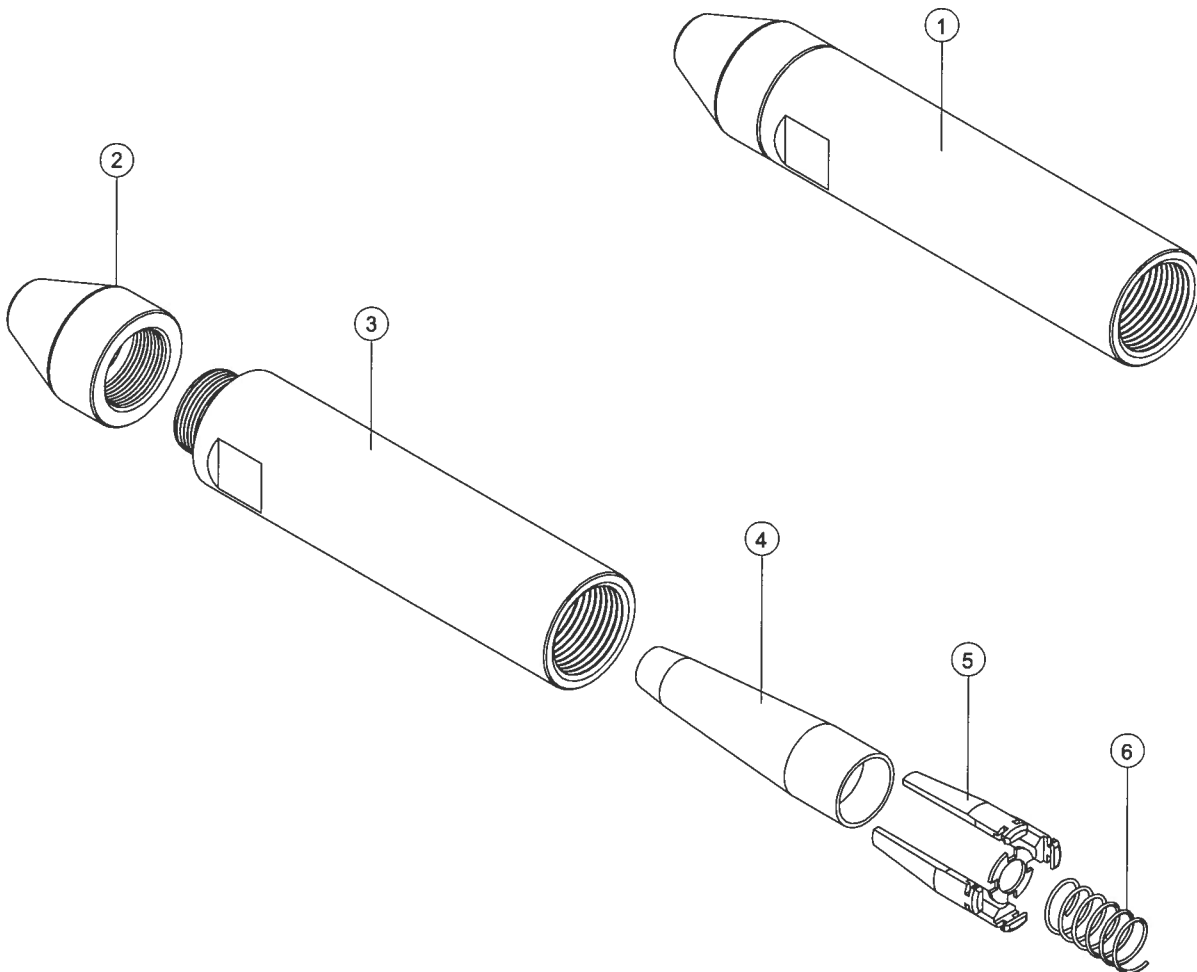
1. OTHER SIZES AVAILABLE
2. SWL = 25,000 LBS
3. SF = 3
4. MATERIAL CERTS PROVIDED
5. MPI CERTS PROVIDED
6. PULL TEST CERTS PROVIDED



# 2-1/8" UPPER ROPE SOCKET

CM72-101-U 2-1/8" UPPER ROPE SOCKET ASSEMBLY

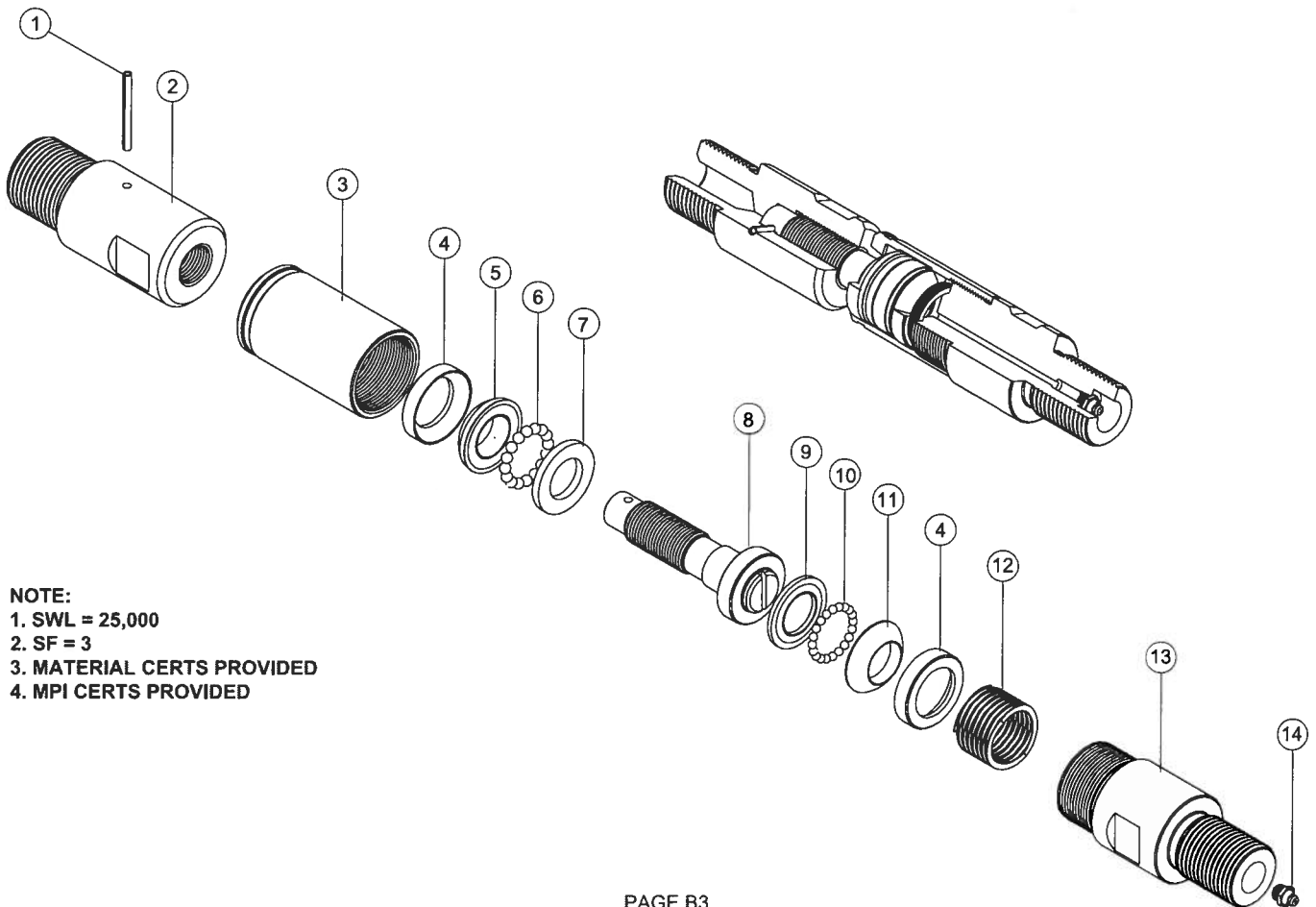
1. CM72-302 NOSE CONE
2. CM72-301 ROPE SOCKET BODY
3. CM72-304 (17/32" WIRE) (STANDARD) (RANGE .470-.531)  
CM72-305 (15/32" WIRE) SLIP ASSEMBLY (OPTIONAL) (RANGE .392-.468)
4. JAW ASSEMBLY (INCLUDED IN SLIP ASSEMBLY)
5. JAW ASSEMBLY SPRING (INCLUDED IN SLIP ASSEMBLY)



# 2-1/8" UPPER KNUCKLE SWIVEL

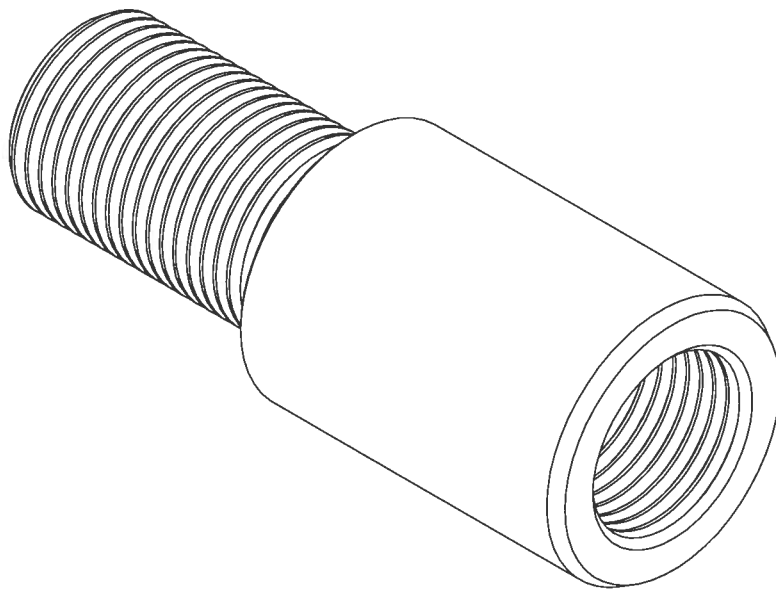
## CM109-100-U 2-1/8" KNUCKLE SWIVEL ASSEMBLY

1. CM71-313 SLOTTED SPRING PIN
2. CM71-310 BOTTOM SUB
3. CM71-301 BODY
4. CN71-306 BEARING CUP (2 REQUIRED)
5. CM109-303 LOWER BEARING CONE
6. CM71-312 BALL BEARING
7. CM71-307 LOWER BEARING RACE
8. CM109-305 BEARING PIN
9. CM109-306 UPPER BEARING RACE
10. CM109-310 3/16" BALL BEARING
11. CM109-307 UPPER BEARING CONE
12. CM71-311 CREST TO CREST SPRING
13. CM71-304 UPPER SUB
14. CM71-314 GREASE FITTING



# 2-1/8" SINKER BAR ADAPTER

CM42-302 ADAPTER (2 REQUIRED)



NOTES:

1. SWL = 25,000 LBS.
2. SF = 3
3. MATERIAL CERTS PROVIDED
4. MPI CERTS PROVIDED

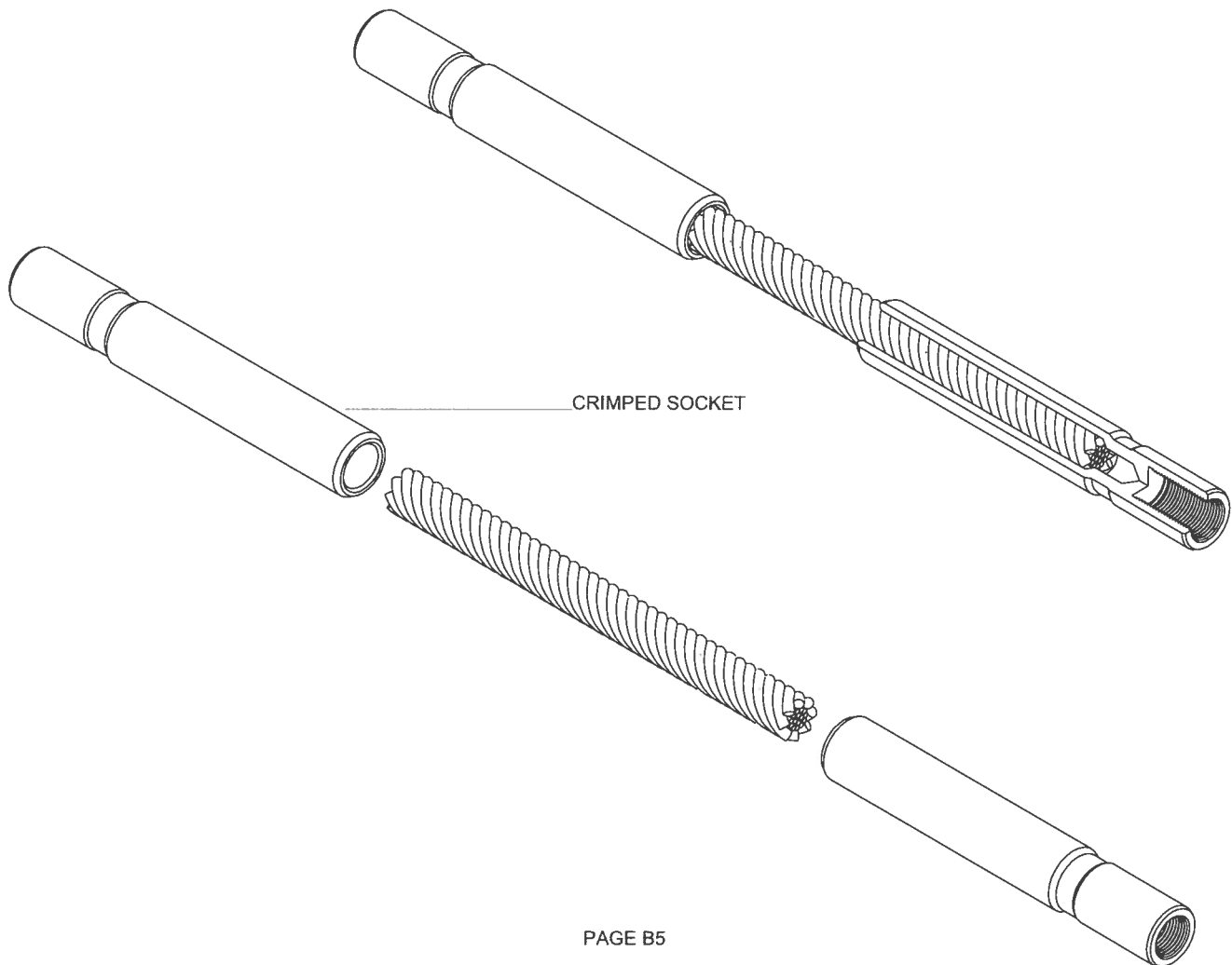
# 2-1/8" FLEXIBLE SINKER BAR

CM42-100 2-1/8" FLEXIBLE SINKER BAR ASSEMBLY, 26' 5.5" STD. \*

**NOTE:**

**\* CUSTOM LENGTHS AVAILABLE UPON REQUEST**

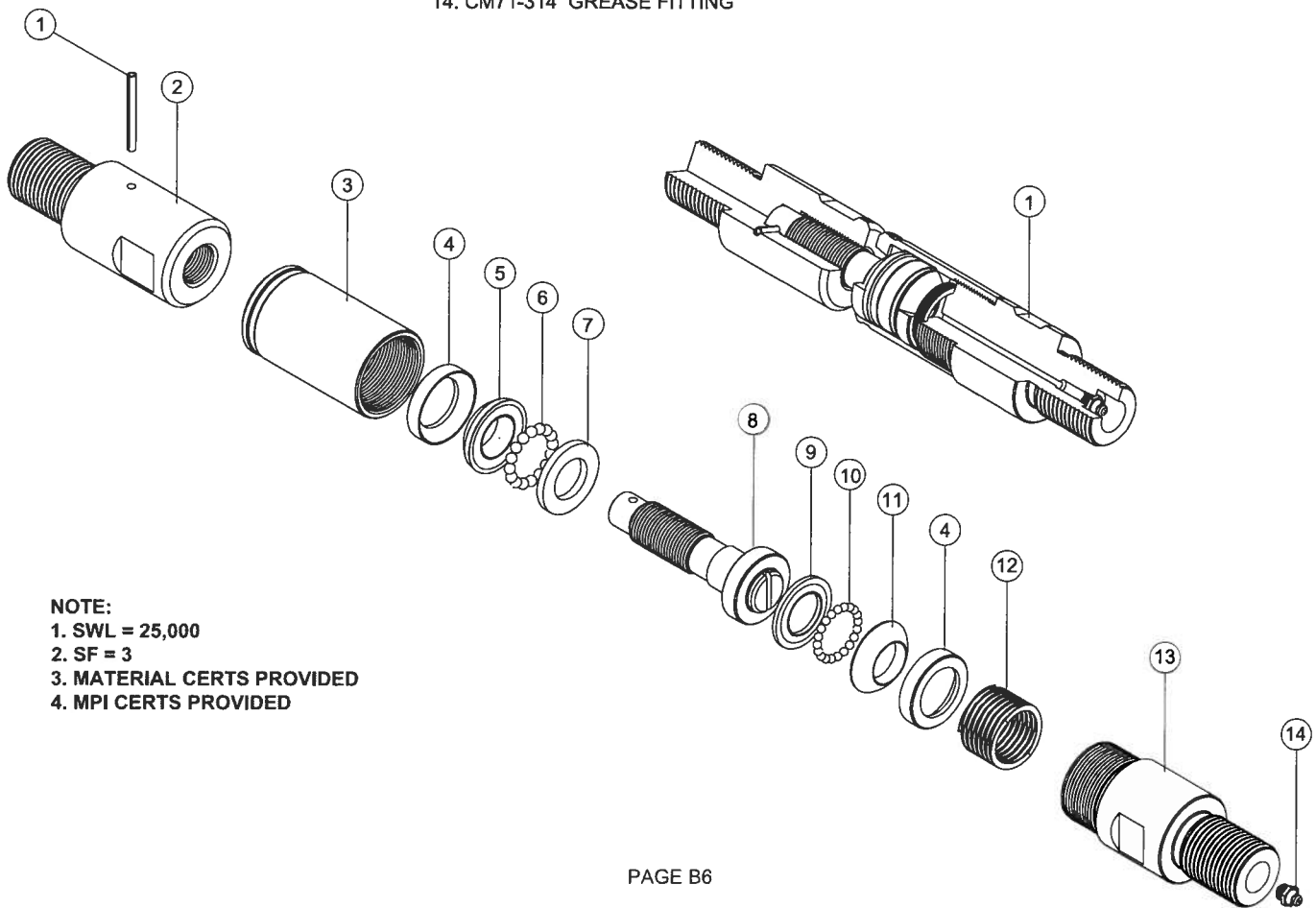
- 1. ASSEMBLY REQUIRES TWO CRIMPED SOCKETS CM42-301  
NEW CRIMPED SOCKET INSTALLATION AVAILABLE**
- 2. PULL TEST CERTS PROVIDED**
- 3. SWL = 25,000 LBS.**
- 4. SF = 3**
- 5. MPI CERTS PROVIDED**



# 2-1/8" LOWER KNUCKLE SWIVEL

## CM109-100-L 2-1/8" KNUCKLE SWIVEL ASSEMBLY

1. CM71-313 SLOTTED SPRING PIN
2. CM71-302 BOTTOM SUB
3. CM71-301 BODY
4. CN71-306 BEARING CUP (2 REQUIRED)
5. CM109-303 LOWER BEARING CONE
6. CM71-312 BALL BEARING
7. CM71-307 LOWER BEARING RACE
8. CM109-305 BEARING PIN
9. CM109-306 UPPER BEARING RACE
10. CM109-310 3/16" BALL BEARING
11. CM109-307 UPPER BEARING CONE
12. CM71-311 CREST TO CREST SPRING
13. CM71-304 UPPER SUB
14. CM71-314 GREASE FITTING

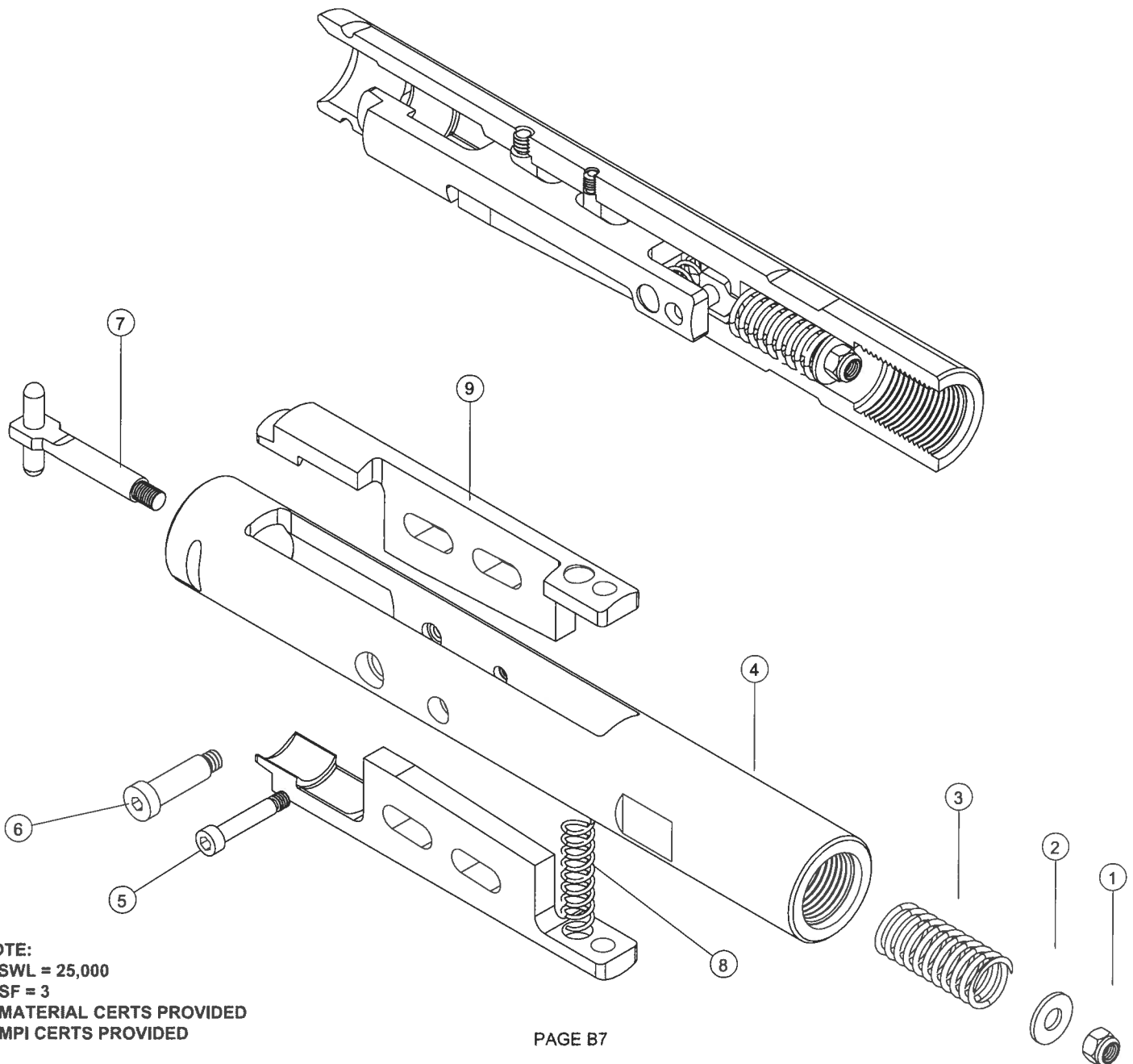




# 2-1/8" OVERSHOT

## CM65-100 2-1/8" OVERSHOT ASSEMBLY

1. CM65-312 TEFLON LOCK NUT
2. CM65-313 WASHER
3. CM65-304 RELEASE SPRING
4. CM65-301 OVERSHOT BODY
5. CM65-306 STOP PIN
6. CM65-305 PIVOT PIN
7. CM65-303 RELEASE ARM
8. CM65-307 LATCH SPRING
9. CM65-302 OVERSHOT JAW (SET OF 2)



**NOTE:**

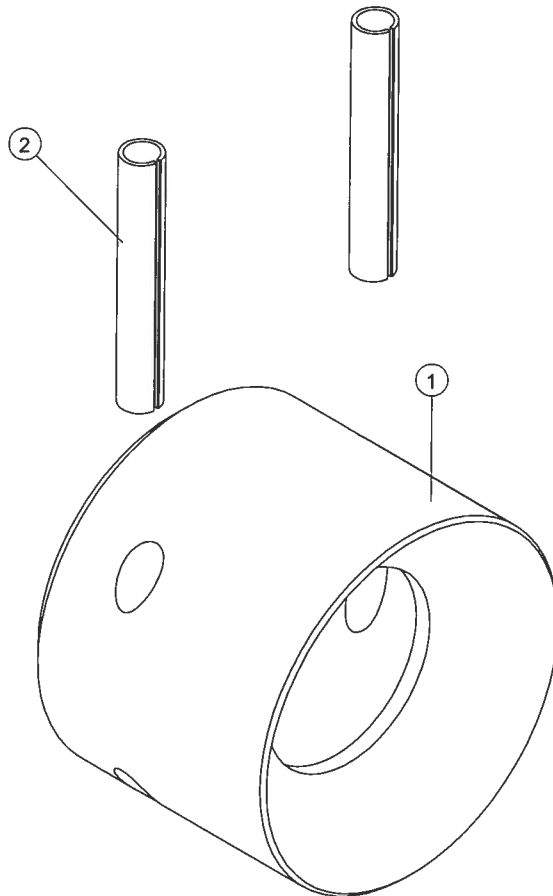
1. SWL = 25,000
2. SF = 3
3. MATERIAL CERTS PROVIDED
4. MPI CERTS PROVIDED

# OVERSIZE GUIDE FOR 2-1/8" OVERSHOT

CM65-310 2 1/8" OVERSIZED GUIDE (2 3/4" O.D.)

1. CM65-311 2 1/8" OVERSIZED GUIDE (3 1/4" O.D.)

2. CM65-315 2 1/8" OVERSIZED GUIDE PIN



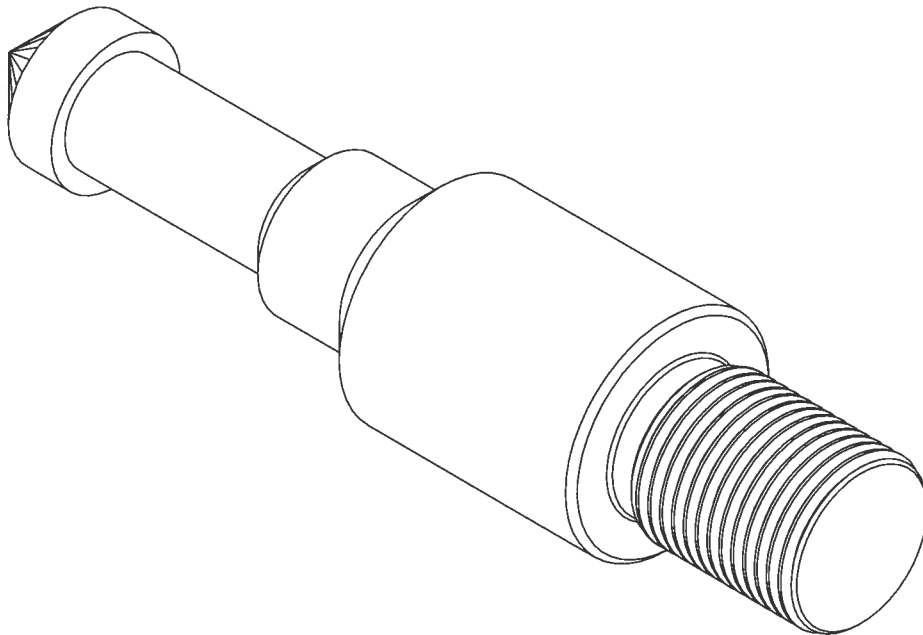
**NOTE:**

**1. MATERIAL CERTS PROVIDED**

**2. MPI CERTS PROVIDED**

# 2-1/8" SPEARHEAD SUB

CM65-308 2-1/8" SPEAR HEAD SUB

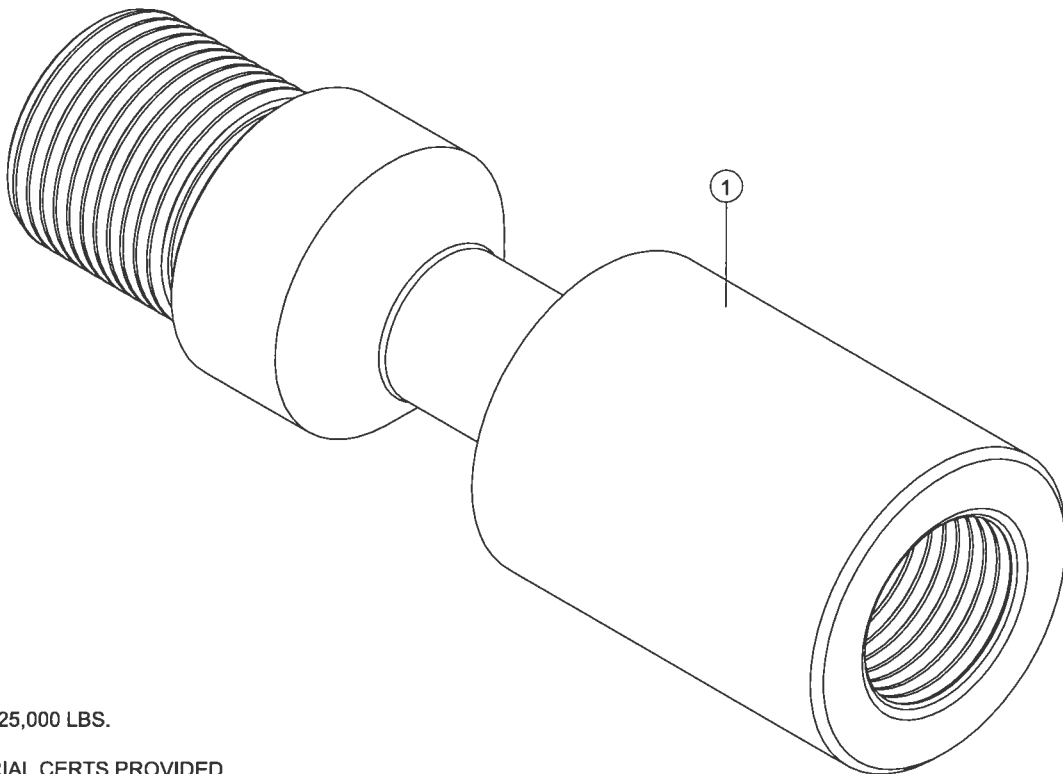


**NOTE:**

1. SWL = 25,000
2. SF = 3
3. MATERIAL CERTS PROVIDED
4. MPI CERTS PROVIDED

# NO-GO SUB 2-3/8" O. D.

1. CM72-309 2-1/8" GO-NOGO SUB



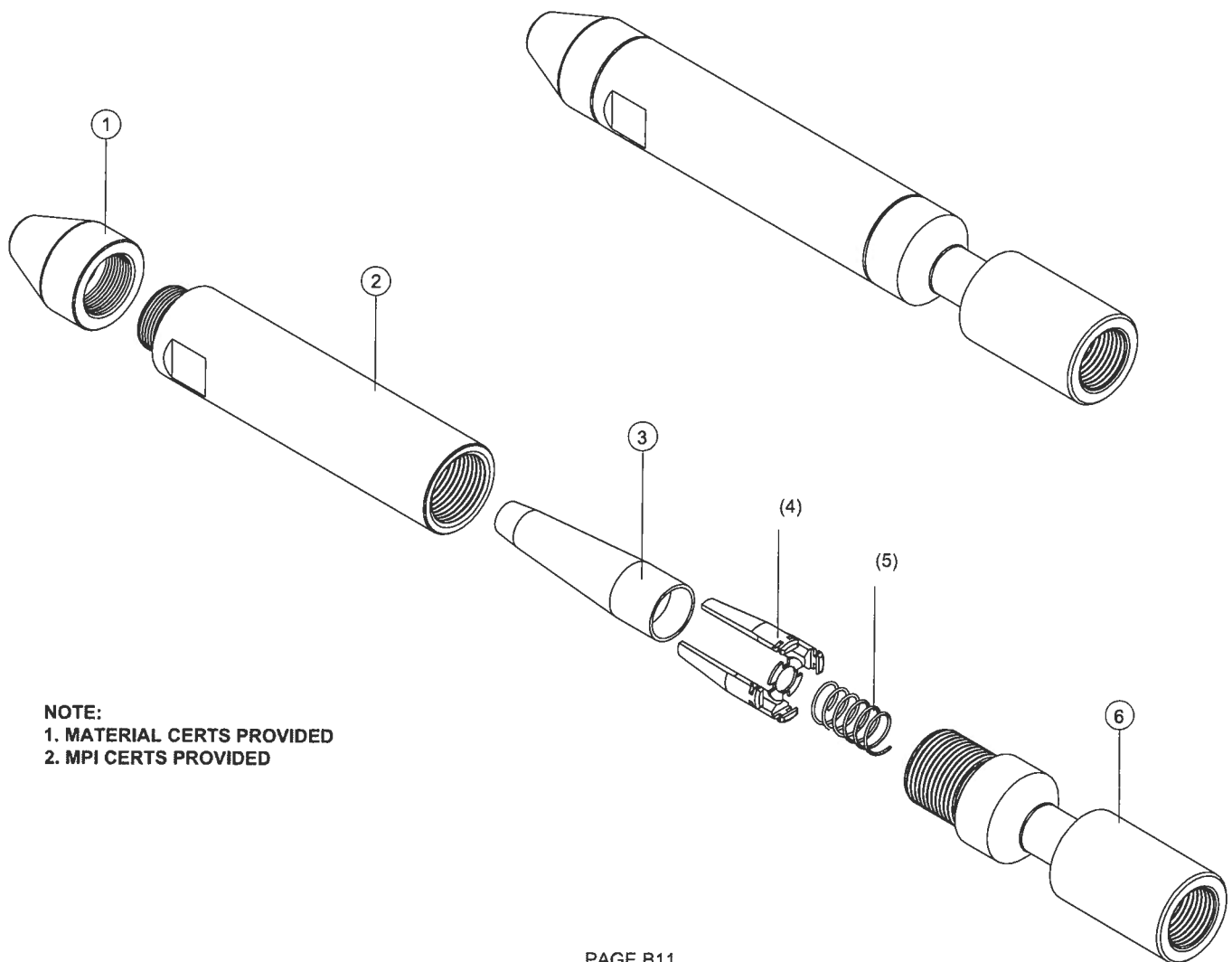
NOTES:

1. SWL = 25,000 LBS.
2. SF = 3
3. MATERIAL CERTS PROVIDED
4. MPI CERTS PROVIDED

# 2-1/8" LOWER ROPE SOCKET

## CM72-101-L 2-1/8" LOWER ROPE SOCKET ASSEMBLY

1. CM72-302 NOSE CONE
2. CM72-301 ROPE SOCKET BODY
3. CM72-304 (17/32" WIRE) (STD.)(RANGE .470-.531)
3. CM72-305 (15/32" WIRE) SLIP ASSEMBLY (OPTIONAL) (RANGE .392-.468)
4. JAW ASSEMBLY (INCLUDED IN SLIP ASSEMBLY)
5. JAW ASSEMBLY SPRING (INCLUDED IN SLIP ASSEMBLY)
6. CM72-303 HANG OFF SUB
7. CM72-309 2-1/8" NO-GO SUB (OPTIONAL)

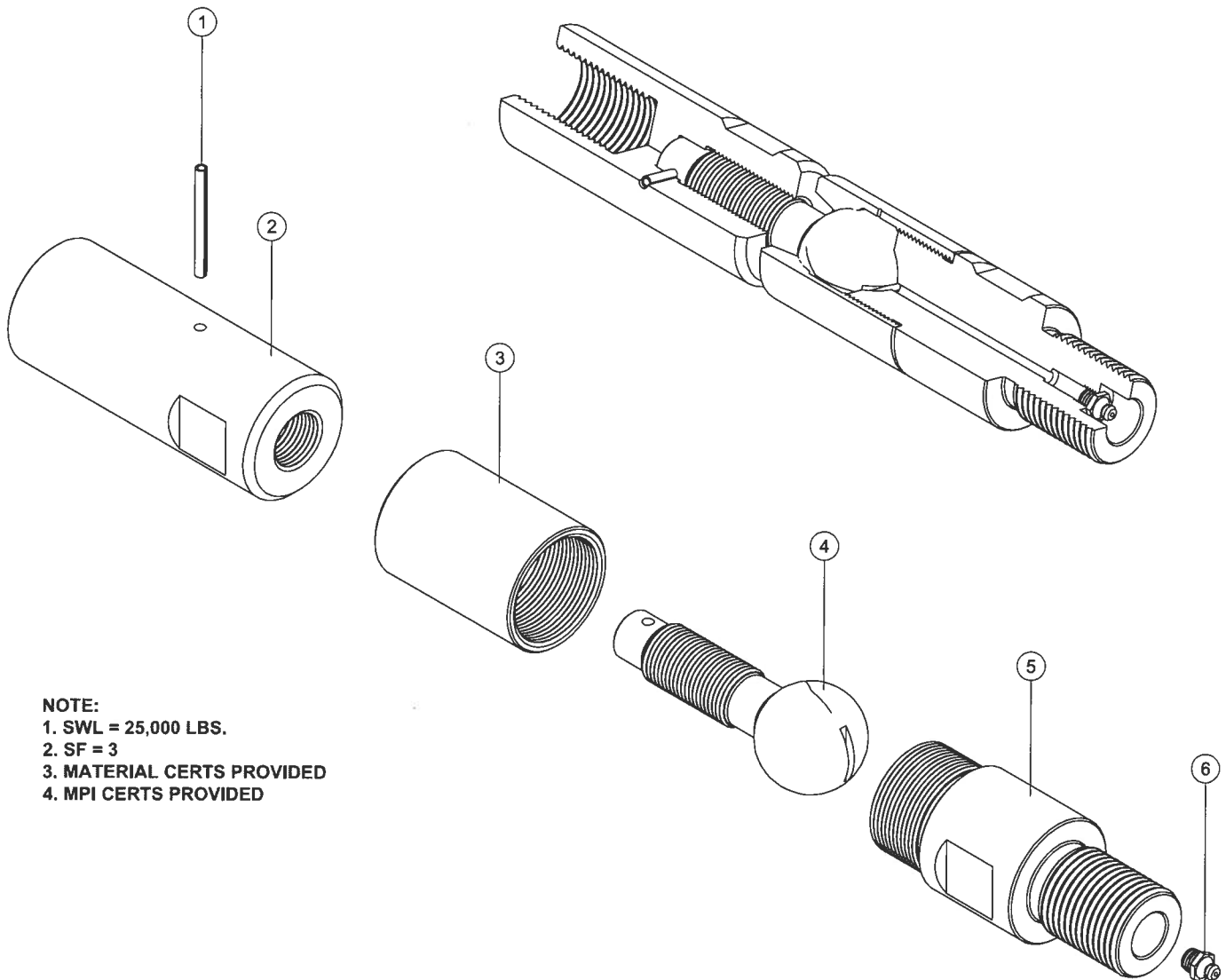


**NOTE:**  
1. MATERIAL CERTS PROVIDED  
2. MPI CERTS PROVIDED

# 2-1/8" KNUCKLE JOINT

## CM94-100 2-1/8" KNUCKLE JOINT ASSEMBLY

1. CM94-305 SLOTTED SPRING PIN
2. CM94-302 BOTTOM SUB
3. CM94-301 BODY
4. CN94-303 KNUCKLE PIN
5. CM94-304 UPPER SUB
6. CM94-307 GREASE FITTING



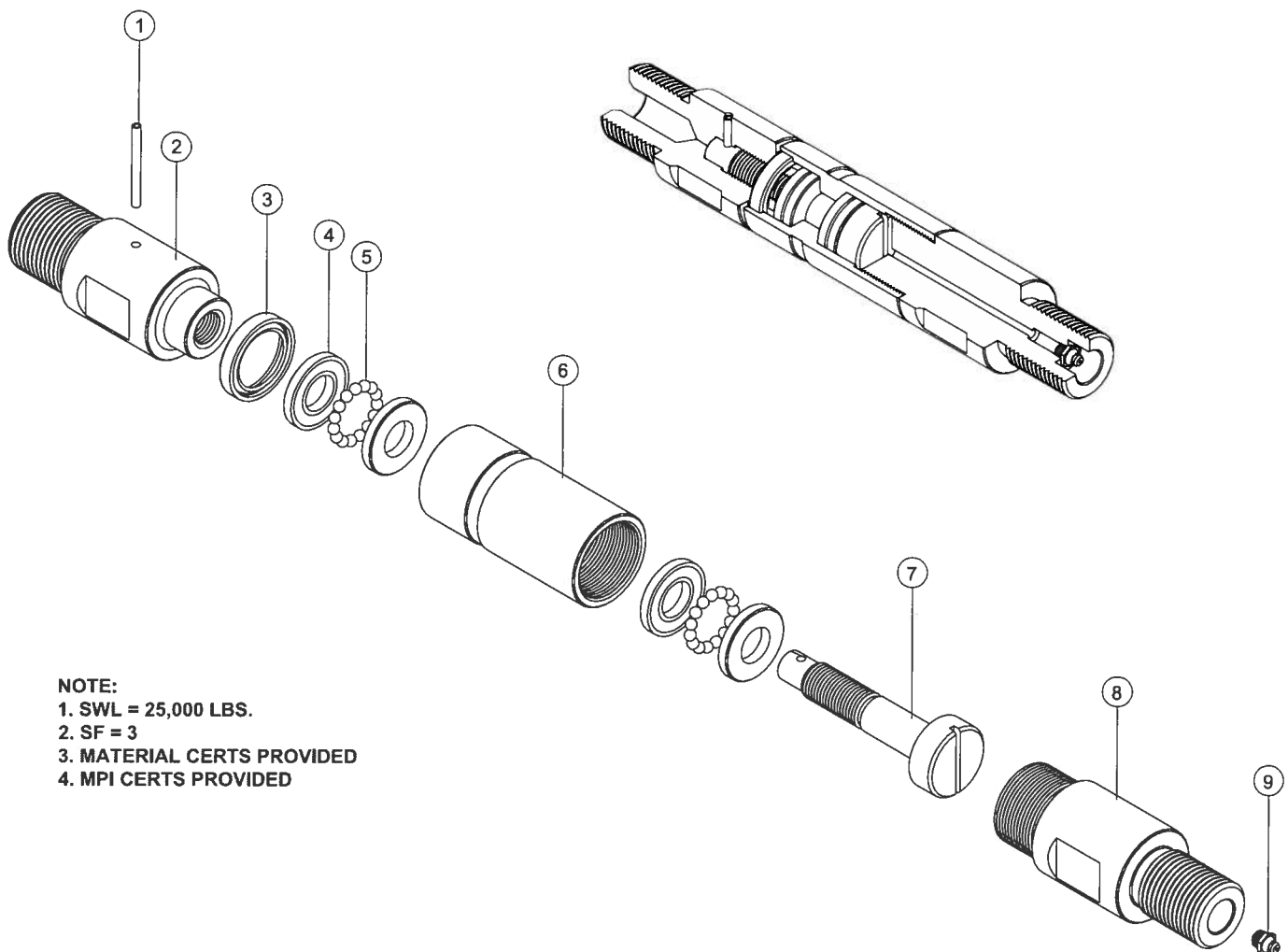
**NOTE:**

1. SWL = 25,000 LBS.
2. SF = 3
3. MATERIAL CERTS PROVIDED
4. MPI CERTS PROVIDED

# 2-1/8" UPPER SINKER BAR SWIVEL

## CM101-100-U 2-1/8" SINKER BAR SWIVEL ASSEMBLY

1. CM71-313 SLOTTED SPRING PIN
2. CM101-305 BOTTOM SUB
3. CM101-307 CANNED WIPER
4. CM101-308 BEARING RACE (4 REQUIRED)
5. CN101-309 BALL BEARING (2 REQUIRED)
6. CM101-301 BODY
7. CM101-303 BEARING PIN
8. CM101-304 UPPER SUB
9. CM71-314 GREASE FITTING



**NOTE:**

1. SWL = 25,000 LBS.

2. SF = 3

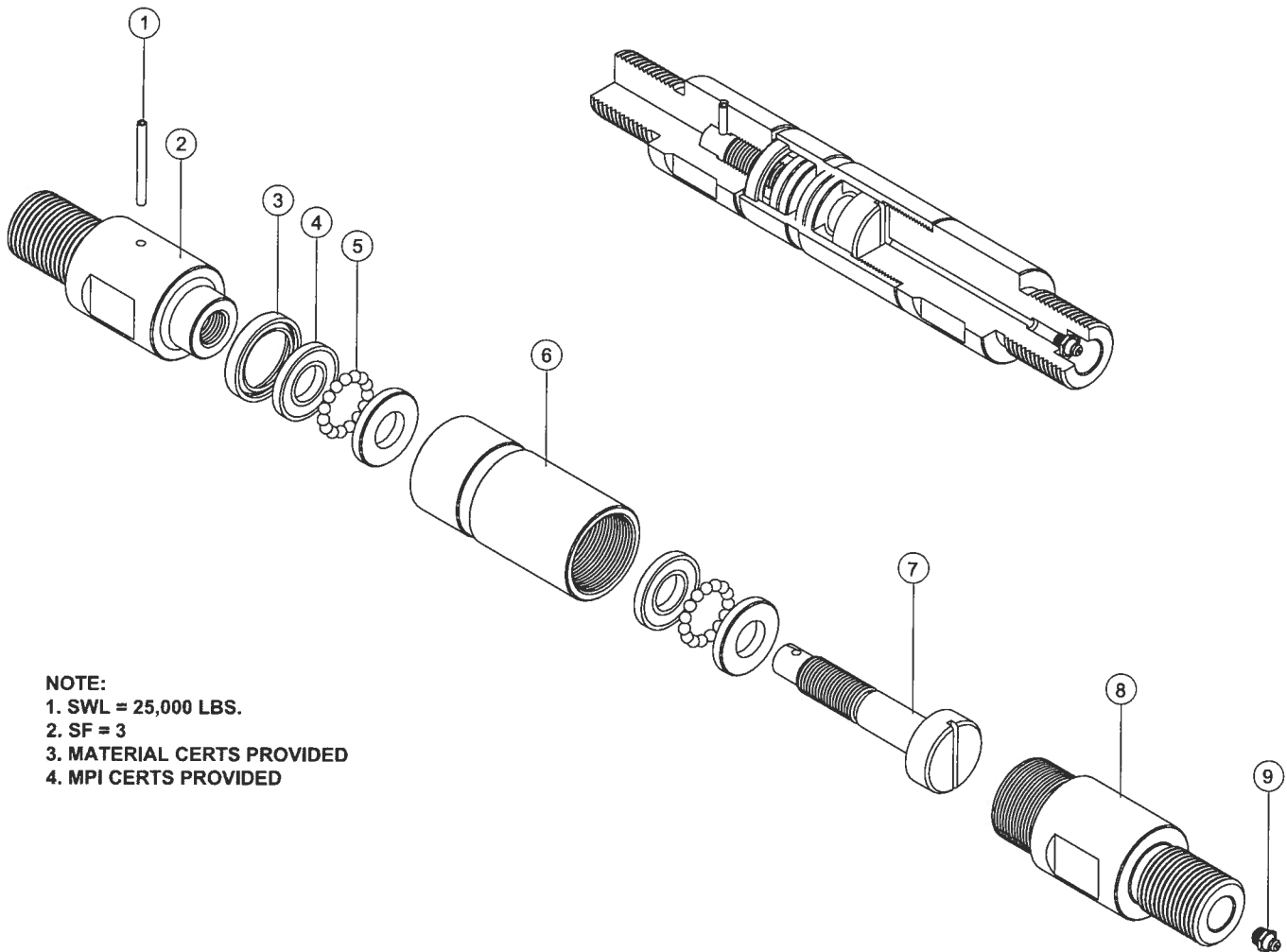
3. MATERIAL CERTS PROVIDED

4. MPI CERTS PROVIDED

# 2-1/8" LOWER SINKER BAR SWIVEL

## CM101-100-L 2-1/8" SINKER BAR SWIVEL ASSEMBLY

1. CM71-313 SLOTTED SPRING PIN
2. CM101-302 BOTTOM SUB
3. CM101-307 CANNED WIPER
4. CN101-308 BEARING RACE (4 REQUIRED)
5. CM101-309 BALL BEARING (2 REQUIRED)
6. CM101-301 BODY
7. CM101-303 BEARING PIN
8. CM101-304 UPPER SUB
9. CM71-314 GREASE FITTING



**NOTE:**

- 1. SWL = 25,000 LBS.
- 2. SF = 3
- 3. MATERIAL CERTS PROVIDED
- 4. MPI CERTS PROVIDED





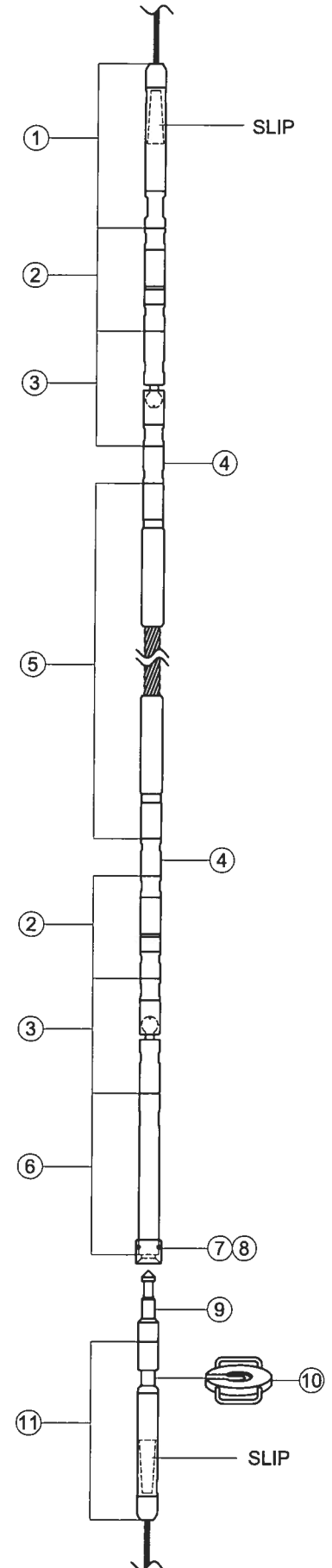
**COOPER MANUFACTURING & SUPPLY INC.**  
**1 11/16" WIRELINE STRIPPING ASSEMBLY**

**CM97-500 1-11/16" WIRELINE STRIPPING ASSEMBLY**

1. CM12-104U - UPPER ROPE SOCKET
2. CM98-100 - SINKER BAR SWIVEL (2 REQUIRED)
3. CM93-100 - KNUCKLE JOINT (2 REQUIRED)
4. CM97-302 - ADAPTER (2 REQUIRED)
5. CM97-100 - FEXIBLE SINKER BAR
6. CM76-100 - OVERSHOT
7. CM76-310 - 2-1/8" OVERSIZED GUIDE
8. CM76-311 - 2-3/4" OVERSIZED GUIDE
9. CM12-305 - SPEARHEAD SUB
10. CM12-321 - 4-1/2" I.F. HANG OFF PLATE (SEE NOTE 1.)
11. CM12-102L - LOWER ROPE SOCKET
12. PULL TEST AND CERTIFY

**NOTES:**

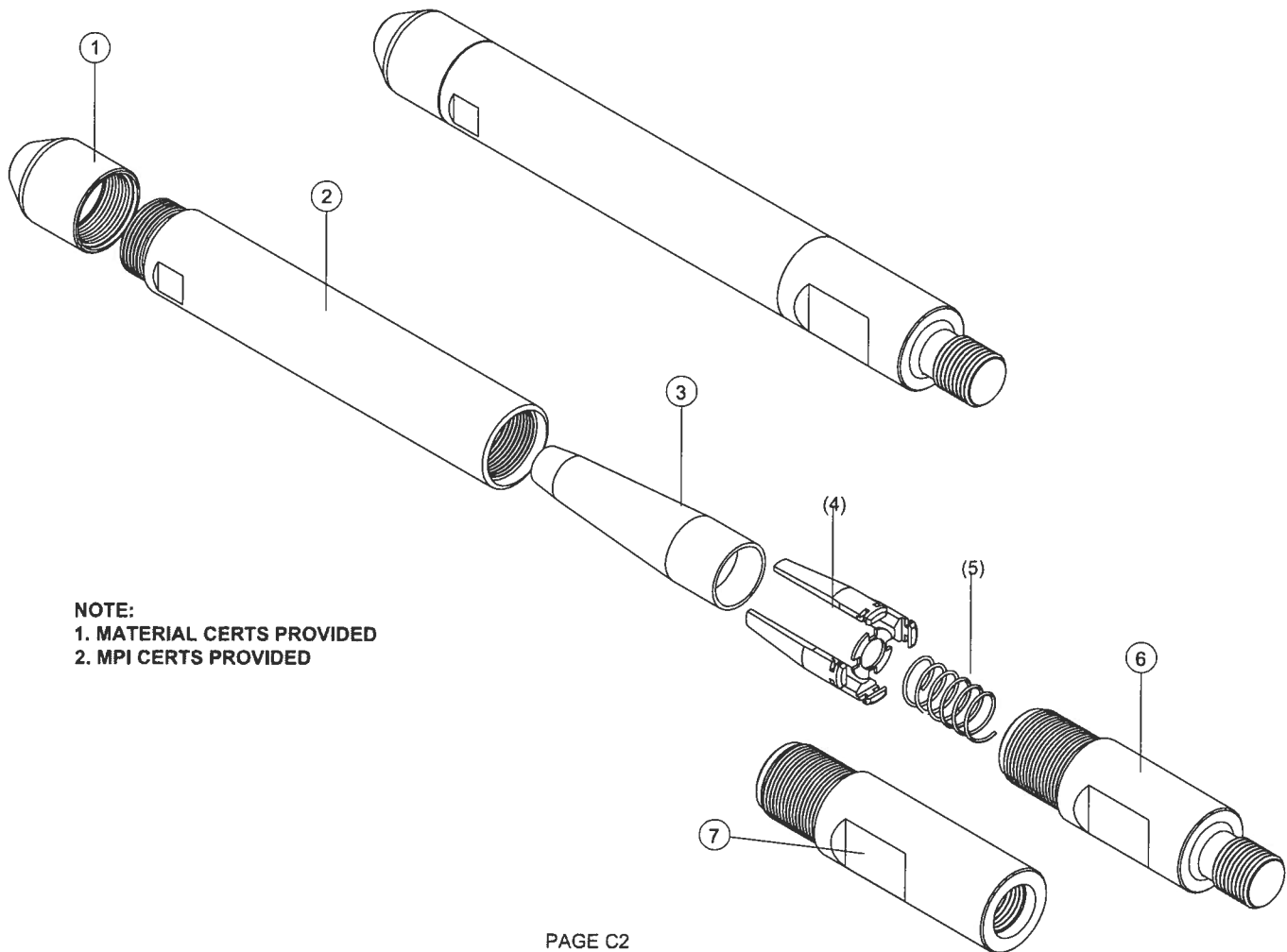
1. OTHER SIZES AVAILABLE
2. SWL = 17,500 LBS
3. SF = 3
4. MATERIAL CERTS PROVIDED
5. MPI CERTS PROVIDED
6. PULL TEST CERTS PROVIDED



# 1-11/16" UPPER ROPE SOCKET

## CM12-104-U 1-11/16" UPPER ROPE SOCKET ASSEMBLY

1. CM12-301 NOSE CONE
2. CM12-304 ROPE SOCKET BODY
3. CM12-313 (17/32" WIRE)(STD.) (RANGE .470-.531)  
CM12-309 (15/32" WIRE)(OPTIONAL) (RANGE .392-.468)  
CM12-311 (3/8" WIRE) (OPTIONAL) (RANGE .325-.392)  
CM12-312 (5/16" WIRE) (OPTIONAL) (RANGE .270-.315)
4. JAW ASSEMBLY (INCLUDED IN SLIP ASSEMBLY)
5. JAW ASSEMBLY SPRING (INCLUDED IN SLIP ASSEMBLY)
6. CM12-306 UPPER CROSSOVER SUB
7. CM12-324 UPPER CROSSOVER SUB W/BOX (OPTIONAL)



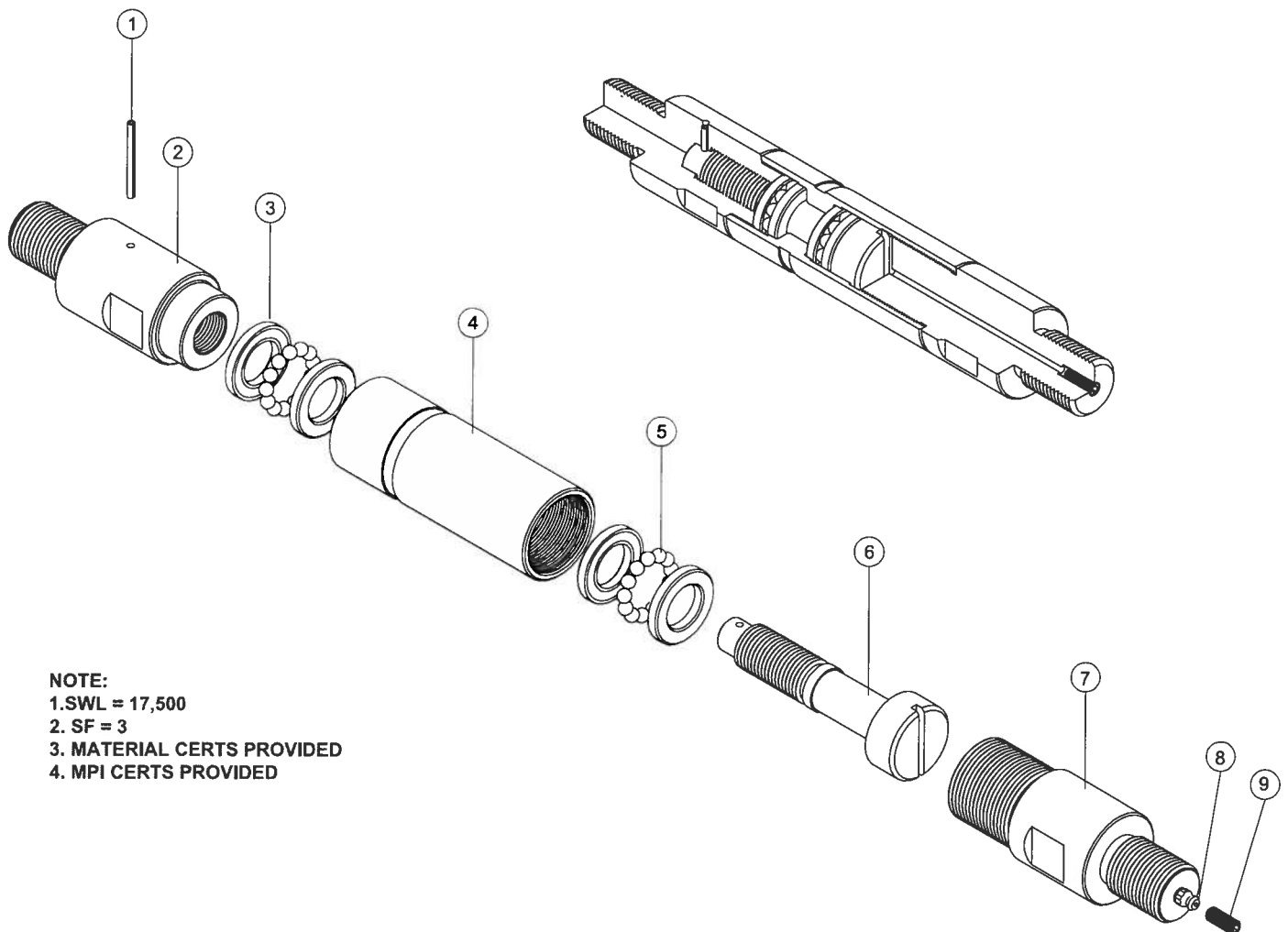
**NOTE:**

1. MATERIAL CERTS PROVIDED
2. MPI CERTS PROVIDED

# 1-11/16" SINKER BAR SWIVEL

## CM98-100 1-11/16" SINKER BAR SWIVEL ASSEMBLY

1. CM98-307 SLOTTED SPRING PIN
2. CM98-302 BOTTOM SUB
3. CM98-305 BEARING RACE (4 REQUIRED)
4. CN98-301 BODY
5. CM98-306 BALL BEARING (2 REQUIRED)
6. CM98-303 BEARING PIN
7. CM98-304 UPPER SUB
8. CM98-309 GREASE FITTING
9. CM98-308 SET SCREW (INSTALL AFTER GREASING)



**NOTE:**

1. SWL = 17,500

2. SF = 3

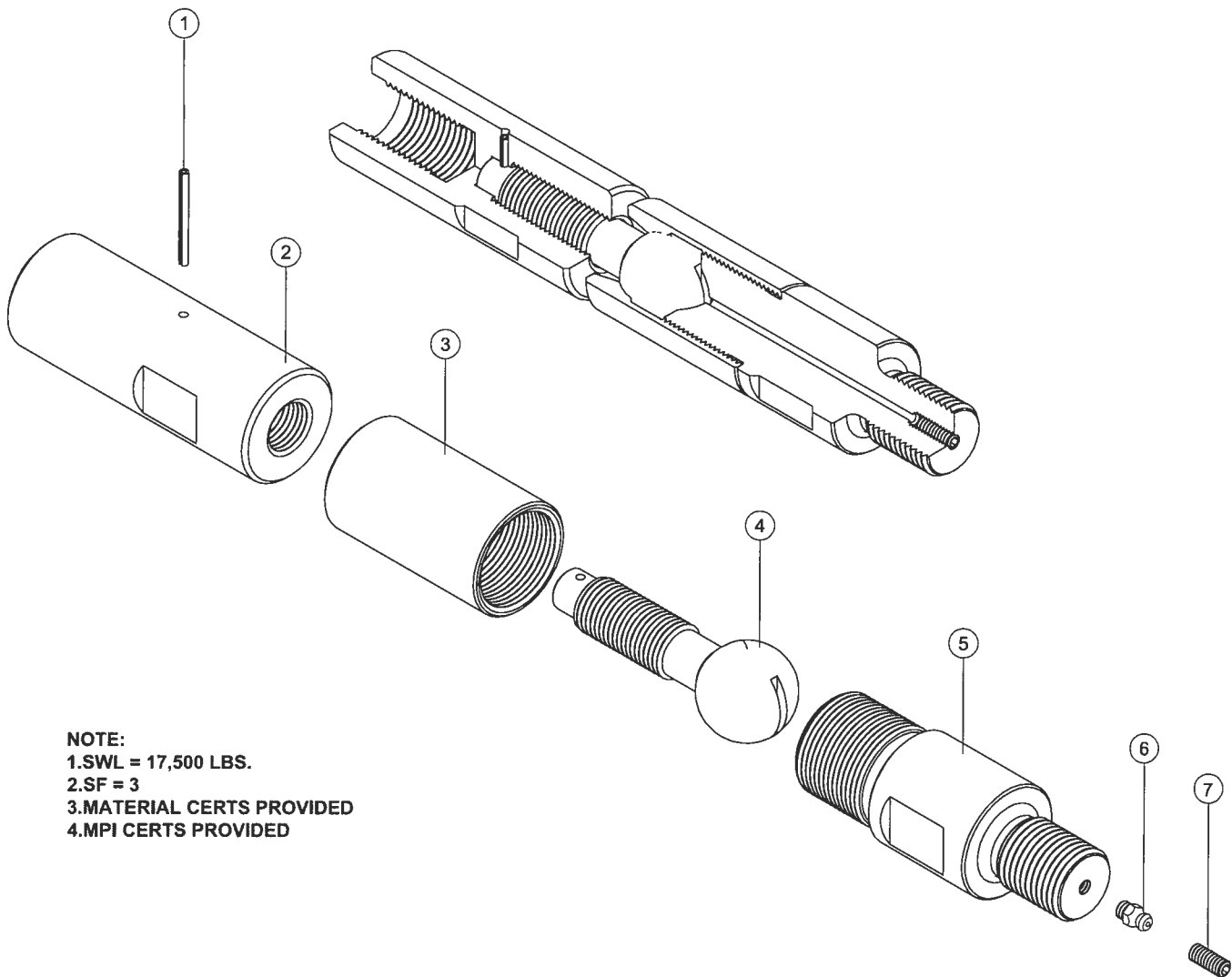
3. MATERIAL CERTS PROVIDED

4. MPI CERTS PROVIDED

# 1-11/16" KNUCKLE JOINT

## CM93-100 1-11/16" KNUCKLE JOINT ASSEMBLY

1. CM93-305 SLOTTED SPRING PIN
2. CM93-302 BOTTOM SUB
3. CM93-301 BODY
4. CN93-303 KNUCKLE PIN
5. CM93-304 UPPER SUB
6. CM93-307 GREASE FITTING
7. CM93-306 SET SCREW (INSTALL AFTER GREASING)



**NOTE:**

1. SWL = 17,500 LBS.

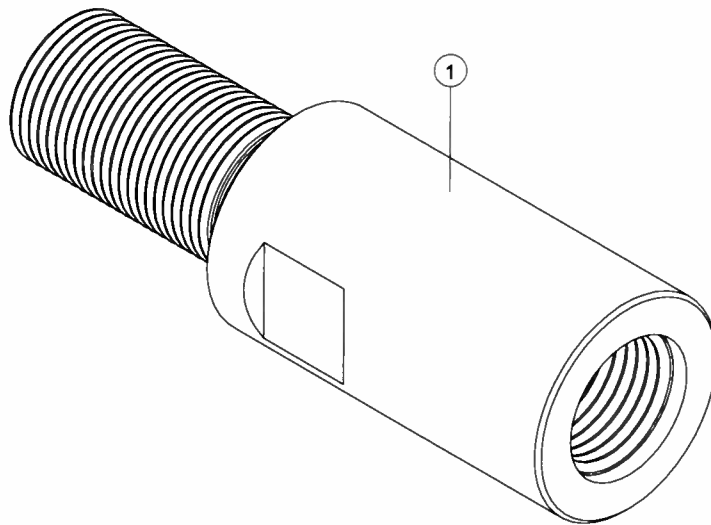
2. SF = 3

3. MATERIAL CERTS PROVIDED

4. MPI CERTS PROVIDED

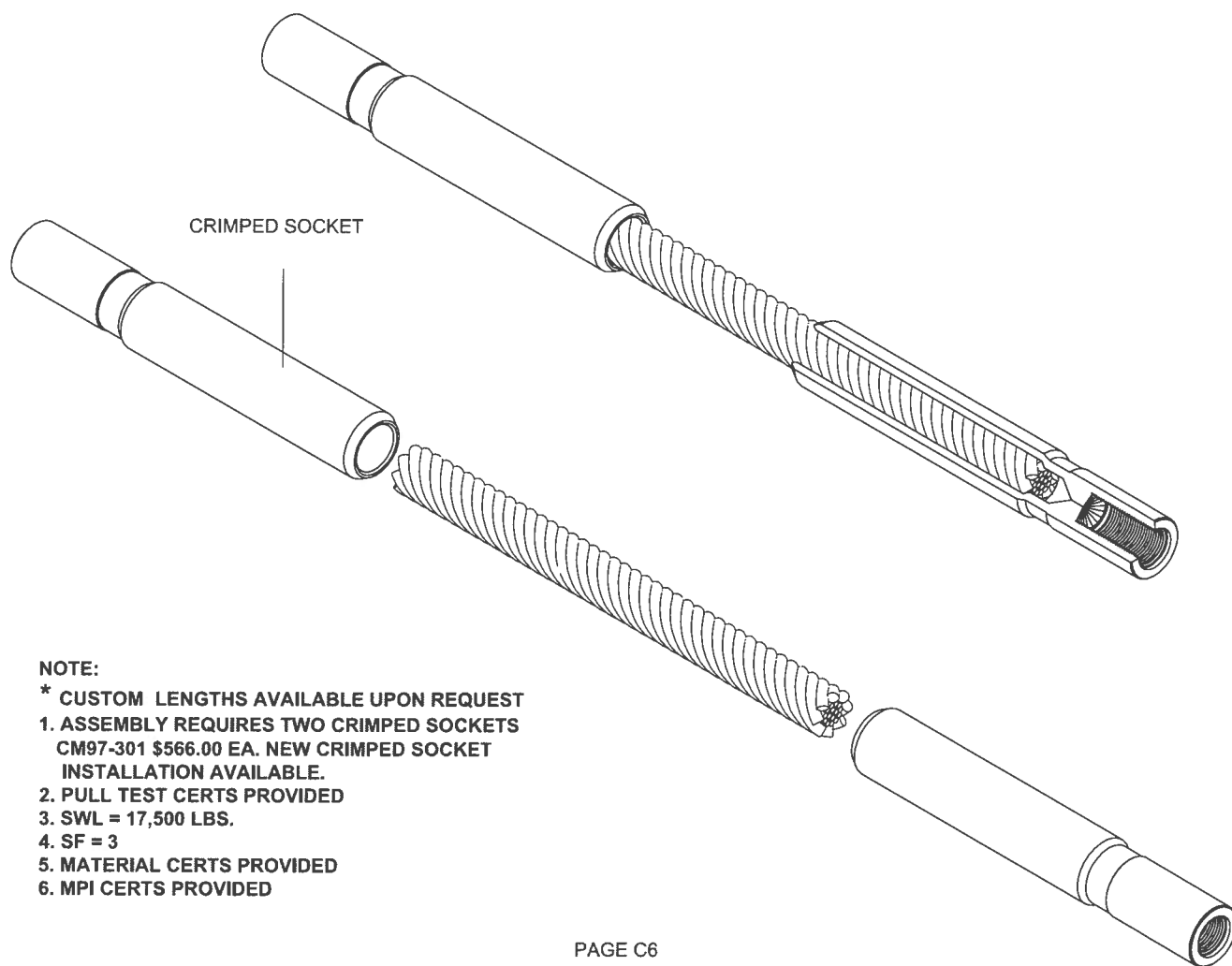
# 1-11/16" SINKER BAR ADAPTER

1. CM97-302 ADAPTER



# 1-11/16" FLEXIBLE SINKER BAR

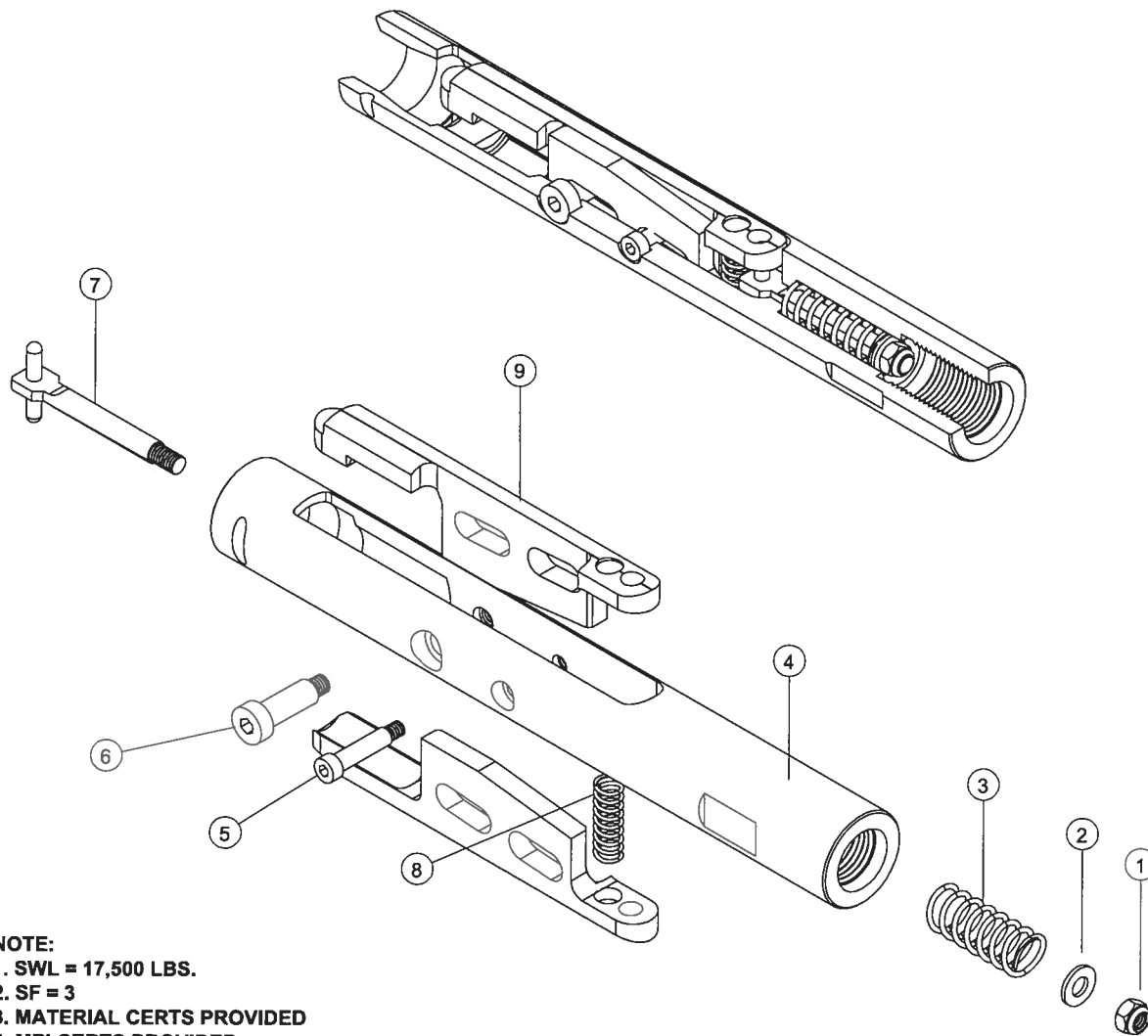
CM97-100 1-11/16" FLEXIBLE SINKER BAR ASSEMBLY, 26' 6.25" STD. (OPTIONAL LENGTHS)



# 1-11/16" OVERSHOT

## CM76-100 1-11/16" OVERSHOT ASSEMBLY

1. CM76-312 TEFLON LOCK NUT
2. CM76-313 WASHER
3. CM76-304 RELEASE SPRING
4. CM76-301 OVERSHOT BODY
5. CM76-306 STOP PIN
6. CM76-305 PIVOT PIN
7. CM76-303 RELEASE ARM
8. CM76-307 LATCH SPRING
9. CM76-302 OVERSHOT JAW (SET OF 2)



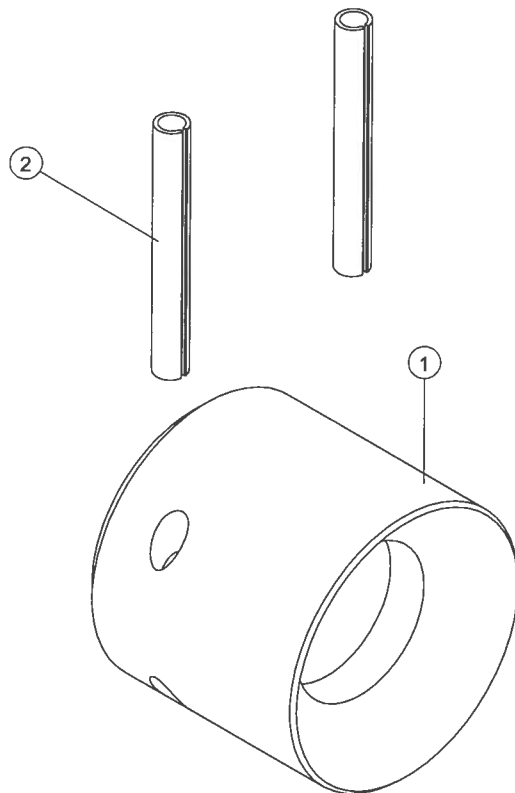
**NOTE:**  
1. SWL = 17,500 LBS.  
2. SF = 3  
3. MATERIAL CERTS PROVIDED  
4. MPI CERTS PROVIDED

# OVERSIZE GUIDE FOR 1-11/16" OVERSHOT

CM76-310 1-11/16" OVERSIZED GUIDE (2-1/8" O.D.)

1. CM76-311 1-11/16" OVERSIZED GUIDE (2-3/4" O.D.)

2. CM76-315 1-11/16" OVERSIZED GUIDE PIN



**NOTE:**

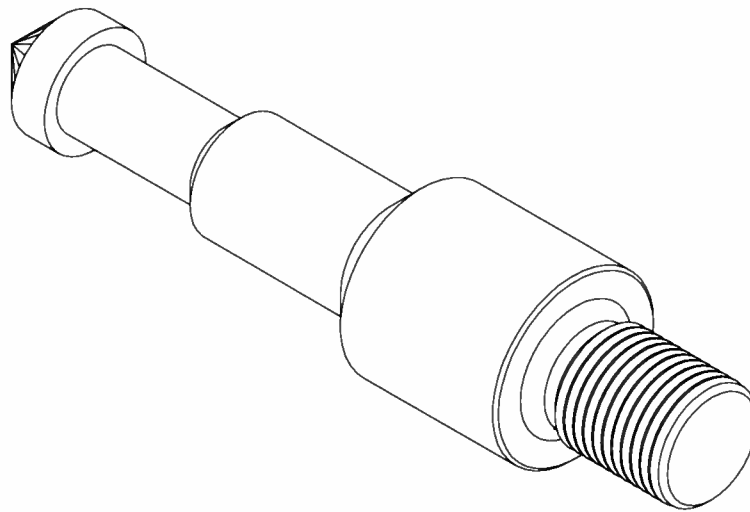
**1. MATERIAL CERTS PROVIDED**

**2. MPI CERTS PROVIDED**



# 1-11/16" SPEAR HEAD SUB

CM12-305 1-11/16" SPEAR HEAD SUB



**NOTE:**

1. SWL = 17,500 LBS.
2. SF = 3
3. MATERIAL CERTS PROVIDED
4. MPI CERTS PROVIDED

# 2-1/8" & 1-11/16" C-PLATES

CM12-318 2-7/8" I. F. C-PLATE

CM12-319 3-1/2" I. F. C-PLATE

CM12-320 4" F.H. C-PLATE

CM12-321 4-1/2" I. F. C-PLATE

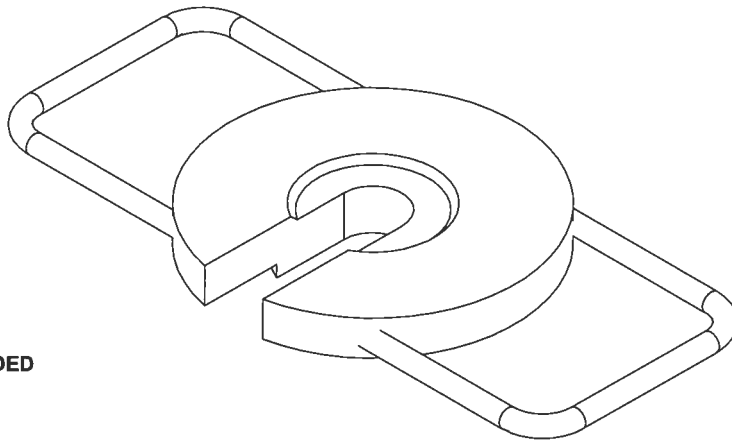
CM12-322 4-1/2" X.H. C-PLATE

CM12-323 HT55,XT57,5-1/2" F.H. C-PLATE

CM12-325 2-7/8" P.A.C. C-PLATE

CM12-327 2-3/8" I. F. C-PLATE

CM12-328 6-5/8" F.H. C-PLATE



**NOTE:**  
1. MATERIAL CERTS PROVIDED

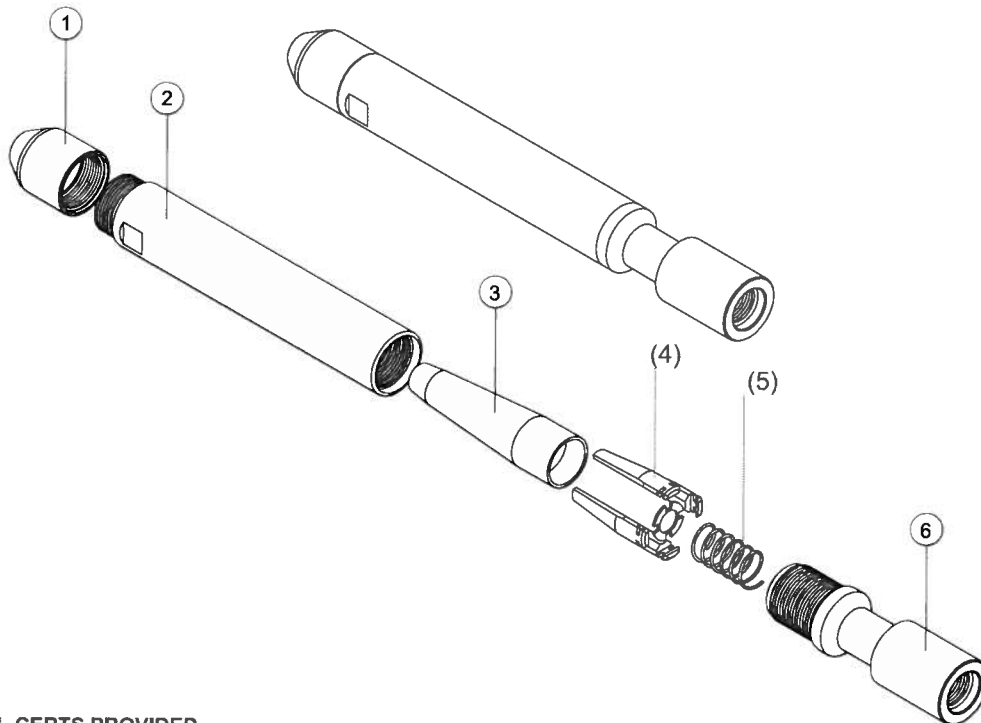
# 1-11/16" LOWER ROPE SOCKET

## CM12-102-L 1-11/16" LOWER ROPE SOCKET ASSEMBLY

1. CM12-301 NOSE CONE
2. CM12-304 ROPE SOCKET BODY
3. CM12-313 (17/32" WIRE) (STANDARD) (RANGE .470-.531)  
CM12-311 (3/8" WIRE) (OPTIONAL) (RANGE .325-.392)  
CM12-312 (5/16" WIRE) (OPTIONAL) (RANGE .270-.315)  
CM12-309 (15/32" WIRE) (OPTIONAL) (RANGE .392-.468)
4. JAW ASSEMBLY (INCLUDED IN SLIP ASSEMBLY)
5. JAW ASSEMBLY SPRING (INCLUDED IN SLIP ASSEMBLY)
6. CM12-302 LOWER CROSSOVER SUB

CM12-309 (15/32" WIRE) (OPTIONAL) (RANGE .392-.468)

3. CM12-313 (17/32" WIRE) (STANDARD) (RANGE .470-.531)



**NOTE:**  
1. MATERIAL CERTS PROVIDED



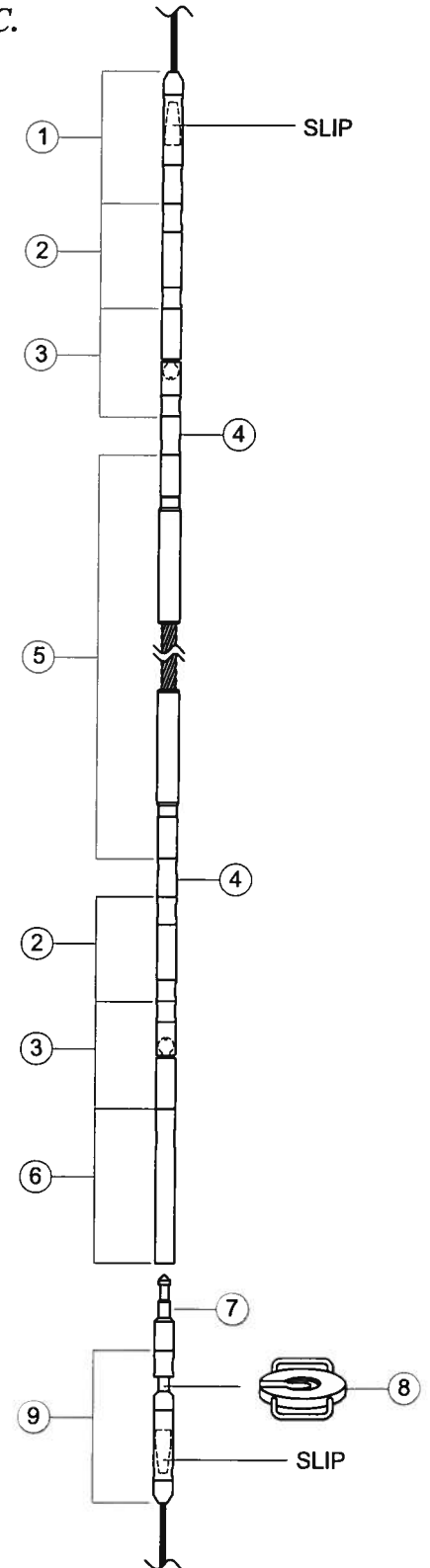
**COOPER MANUFACTURING & SUPPLY INC.**  
**1 3/8" WIRELINE STRIPPING ASSEMBLY**

**CM45-500 1-3/8" WIRELINE STRIPPING ASSEMBLY**

1. CM49-101U - UPPER ROPE SOCKET
2. CM47-100 - SINKER BAR SWIVEL (2 REQUIRED)
3. CM92-100 - KNUCKLE JOINT (2 REQUIRED)
4. CM45-302 - ADAPTER (2 REQUIRED)
5. CM45-100 - FLEXIBLE SINKER BAR
6. CM48-100 - OVERSHOT
7. CM48-308 - SPEAR HEAD SUB
8. CM48-321 - 4-1/2" I.F. HANG OFF PLATE (SEE NOTE 1.)
9. CM49-101L - LOWER ROPE SOCKET
10. PULL TEST AND CERTIFY

**NOTES:**

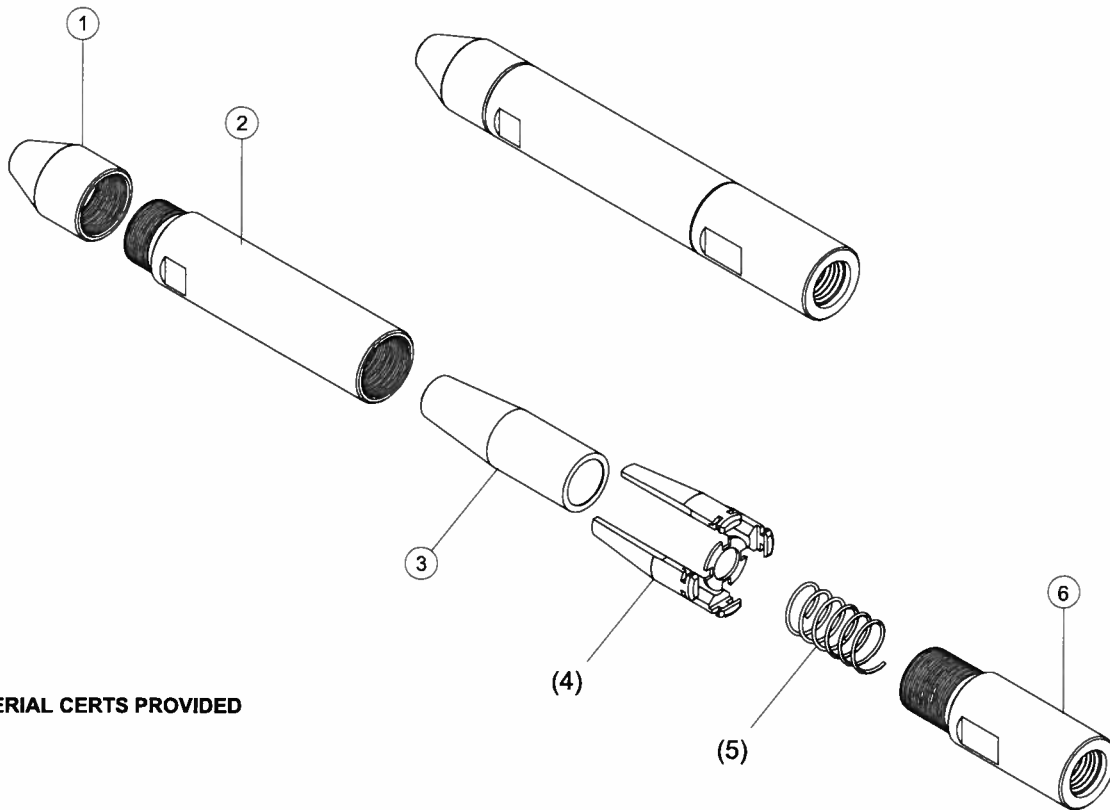
1. OTHER SIZES AVAILABLE
2. SWL = 12,500 LBS
3. SF = 3
4. MATERIAL CERTS PROVIDED
5. MPI CERTS PROVIDED
6. PULL TEST CERTS PROVIDED



# 1-3/8" UPPER ROPE SOCKET

CM49-101-U 1-3/8" UPPER ROPE SOCKET ASSEMBLY

1. CM49-302 NOSE CONE
2. CM49-306 ROPE SOCKET BODY
3. CM49-307(17/32" WIRE) SLIP ASSEMBLY (STD)(RANGE .470-.531)  
CM49-308(15/32" WIRE) SLIP ASSEMBLY (OPT)(RANGE .392-.468)
4. JAW ASSEMBLY (INCLUDED IN SLIP ASSEMBLY)
5. JAW ASSEMBLY SPRING (INCLUDED IN SLIP ASSEMBLY)
6. CM49-303 UPPER CROSSOVER SUB

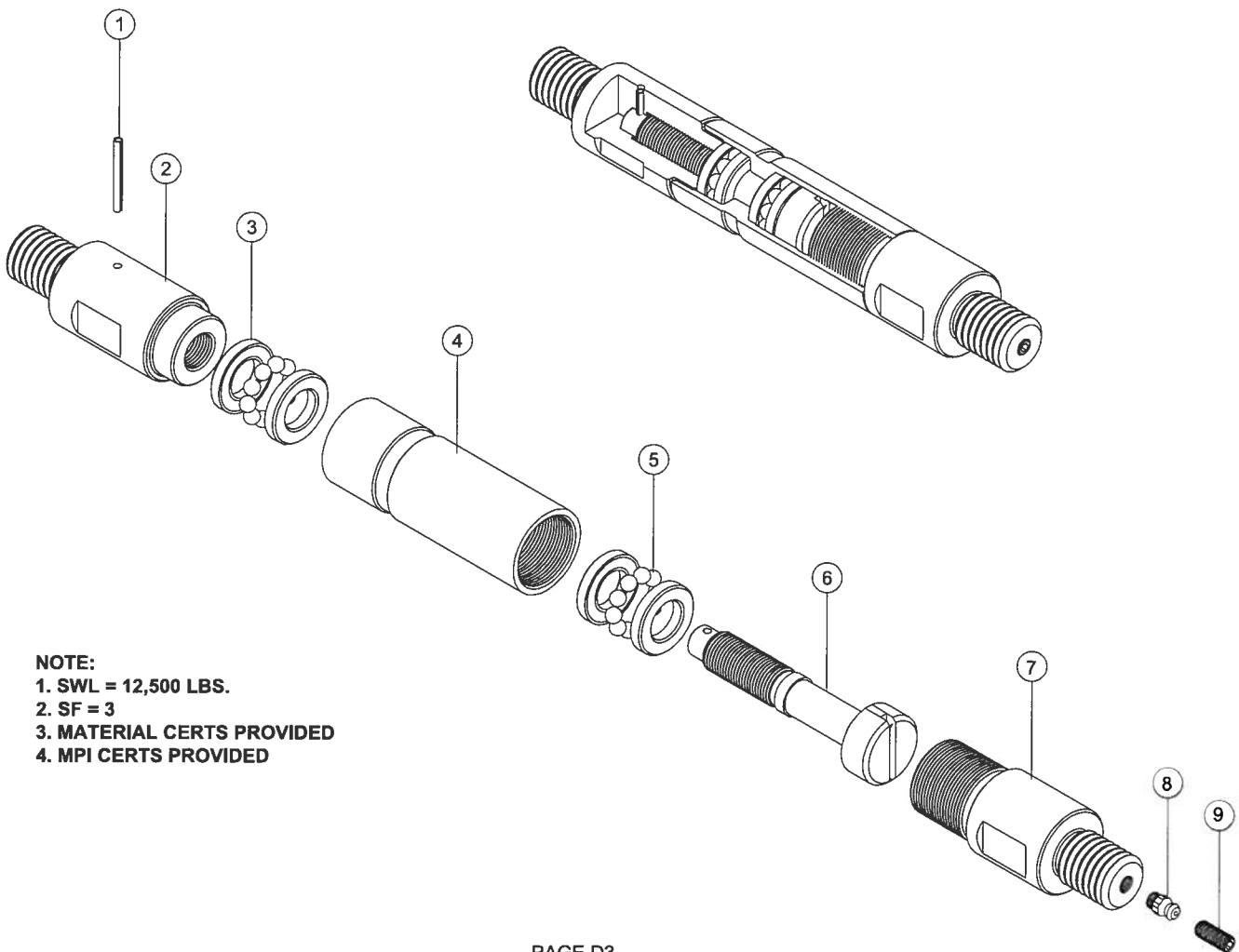


**NOTE:**  
1. MATERIAL CERTS PROVIDED

# 1-3/8" SINKER BAR SWIVEL

## CM47-100 1-3/8" SINKER BAR SWIVEL ASSEMBLY

1. CM47-307 SLOTTED SPRING PIN
2. CM47-302 BOTTOM SUB
3. CM47-305 BEARING RACE (4 REQUIRED)
4. CM47-301 BODY
5. CM47-306 BALL BEARING (2 REQUIRED)
6. CM47-303 BEARING PIN
7. CM47-304 UPPER SUB
8. CM47-309 GREASE FITTING
9. CM47-308 SET SCREW (INSTALL AFTER GREASING)



**NOTE:**

1. SWL = 12,500 LBS.

2. SF = 3

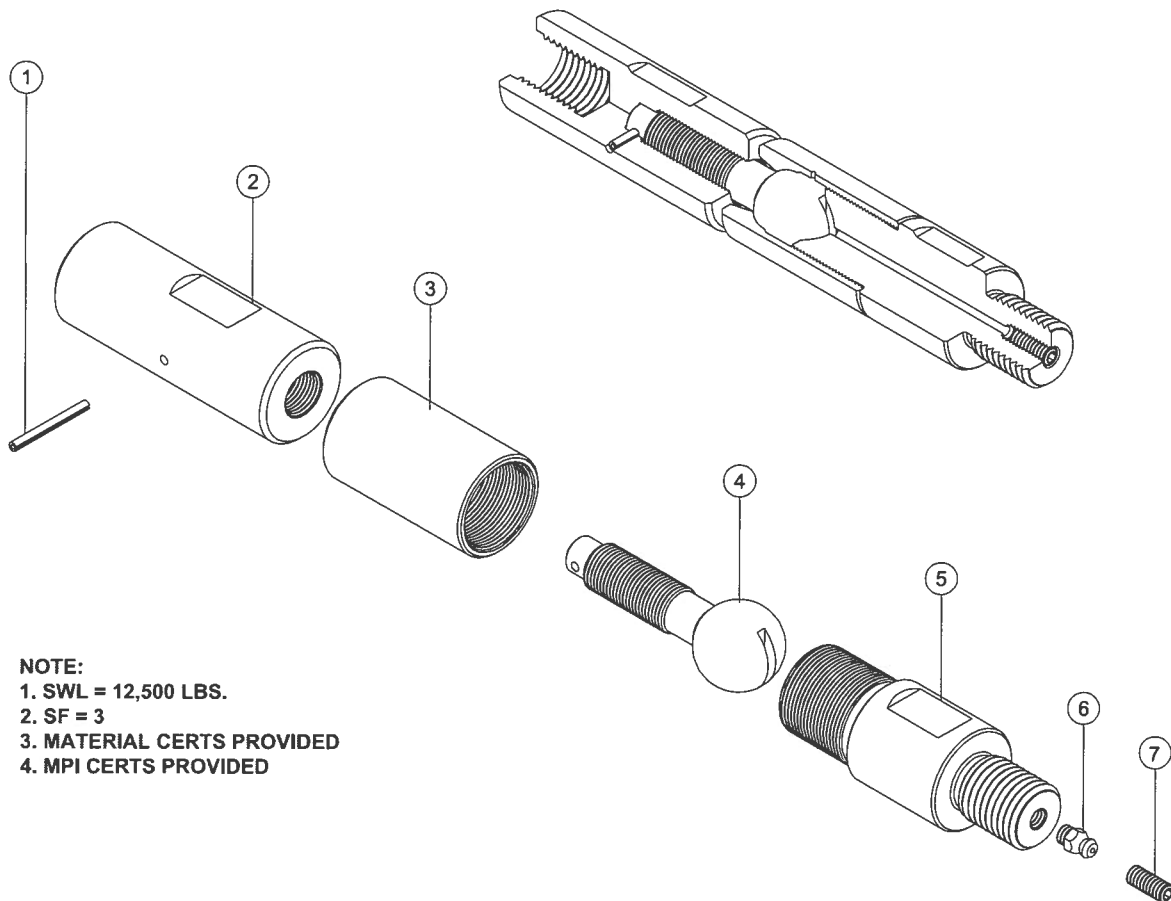
3. MATERIAL CERTS PROVIDED

4. MPI CERTS PROVIDED

# 1-3/8" KNUCKLE JOINT

## CM92-100 1-3/8" KNUCKLE JOINT ASSEMBLY

1. CM92-305 SLOTTED SPRING PIN
2. CM92-302 BOTTOM SUB
3. CM92-301 BODY
4. CM92-303 KNUCKLE PIN
5. CM92-304 UPPER SUB
6. CM92-307 GREASE FITTING
7. CM92-306 SET SCREW (INSTALL AFTER GREASING)

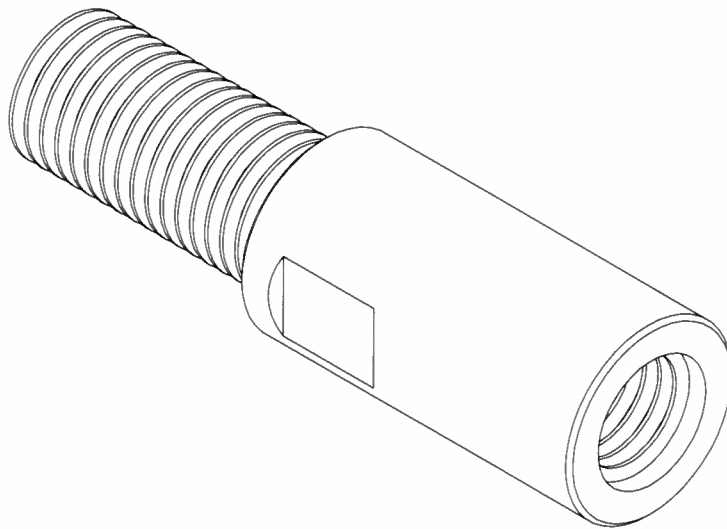


**NOTE:**

1. SWL = 12,500 LBS.
2. SF = 3
3. MATERIAL CERTS PROVIDED
4. MPI CERTS PROVIDED

# 1-3/8" SINKER BAR ADAPTER

CM45-302 ADAPTER



**NOTE:**

- 1. SWL = 12,500**
- 2. SF = 3**
- 3. MATERIAL CERTS PROVIDED**
- 4. MPI CERTS PROVIDED**



# 1-3/8" FLEXIBLE SINKER BAR

CM45-100 1-3/8" FLEXIBLE SINKER BAR ASSEMBLY, 24' STD. \*

**NOTE:**

\* CUSTOM LENGTHS AVAILABLE UPON REQUEST

1. ASSEMBLY REQUIRES TWO CRIMP SOCKETS CM45-301.

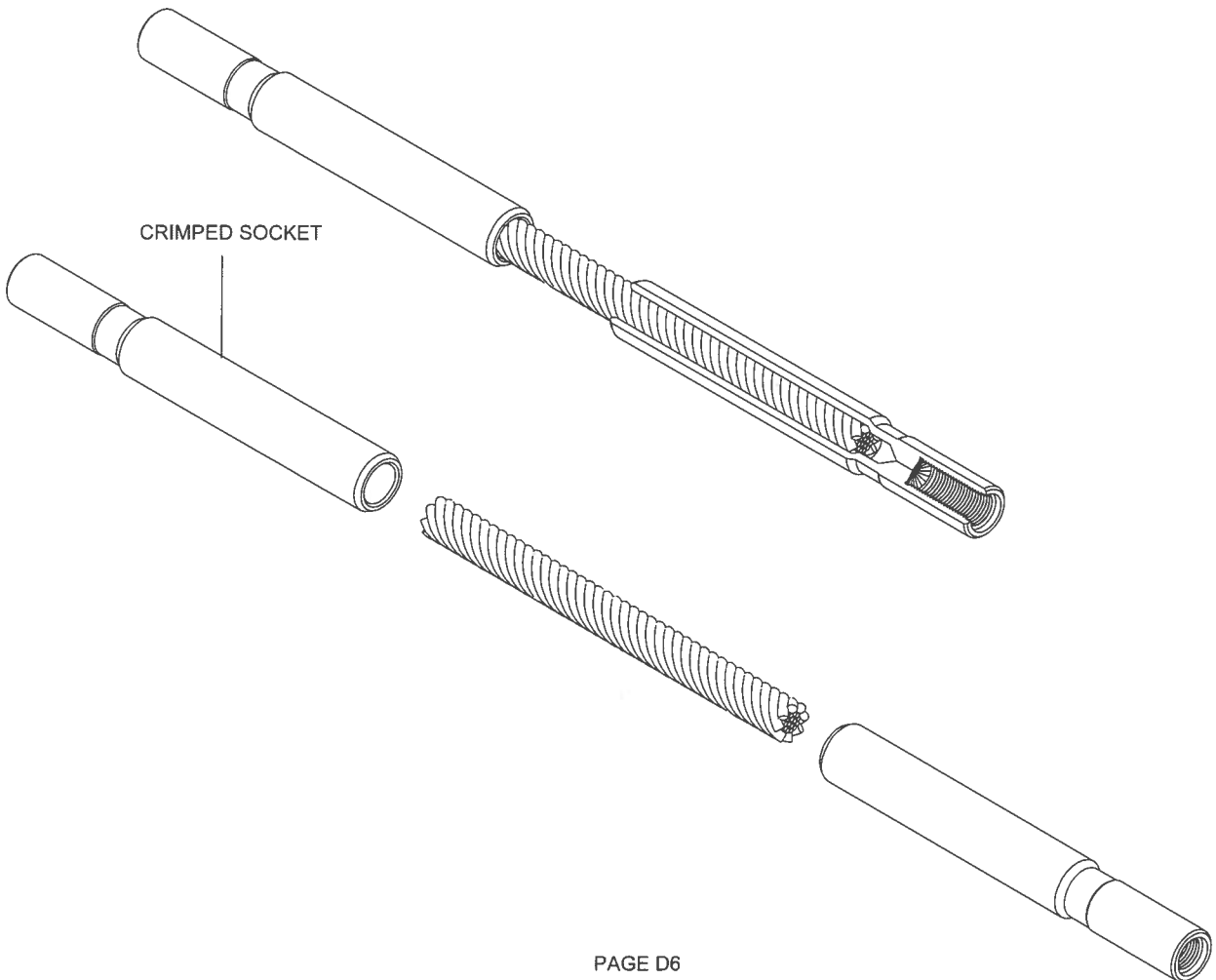
NEW CRIMPED SOCKET INSTALLATION AVAILABLE

2. PULL TEST CERTS PROVIDED

3. SWL = 12,500 LBS.

4. SF = 3

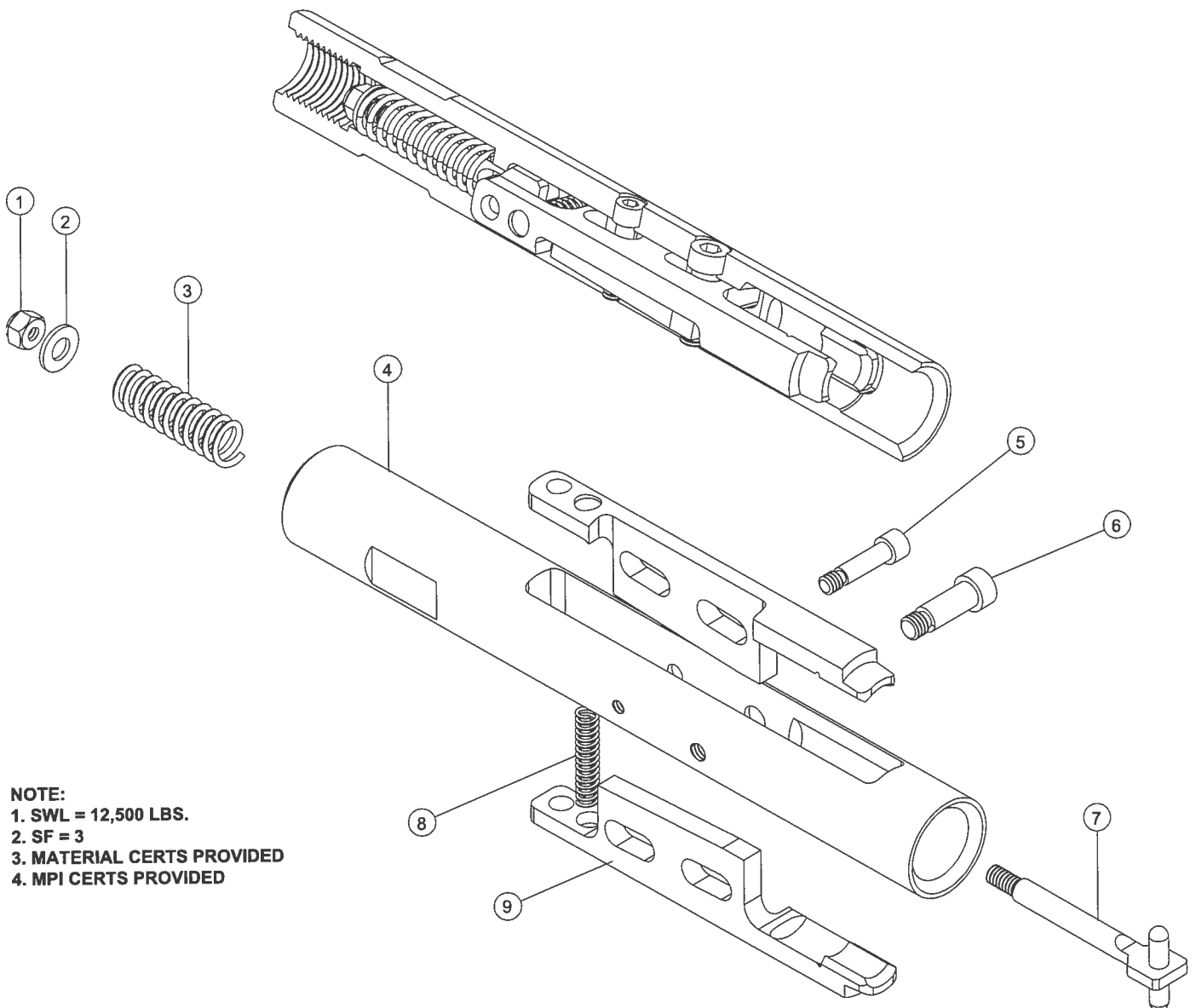
5. MPI CERTS PROVIDED



# 1-3/8" OVERSHOT

CM48-100 1-3/8" OVERSHOT ASSEMBLY

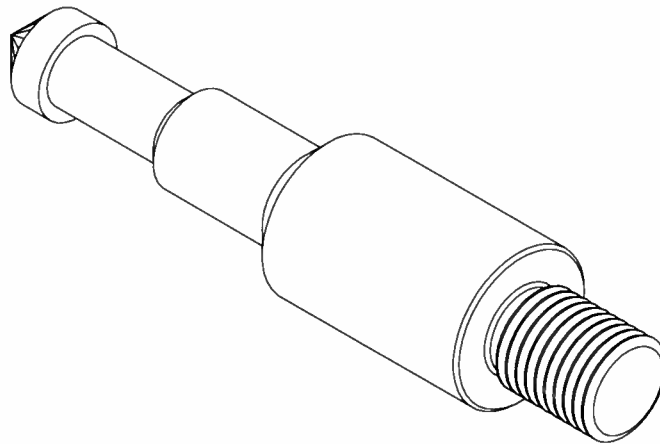
1. CM48-310 TEFLON LOCK NUT
2. CM48-311 WASHER
3. CM48-304 RELEASE SPRING
4. CM48-301 OVERSHOT BODY
5. CM48-306 STOP PIN
6. CM48-305 PIVOT PIN
7. CM48-303 RELEASE ARM
8. CM48-307 LATCH SPRING
9. CM48-302 OVERSHOT JAW (SET OF 2)



**NOTE:**  
1. SWL = 12,500 LBS.  
2. SF = 3  
3. MATERIAL CERTS PROVIDED  
4. MPI CERTS PROVIDED

# 1-3/8" SPEARHEAD SUB

CM48-308 1-3/8" SPEAR HEAD SUB



**NOTE:**

1. SWL = 12,500
2. SF = 3
3. MATERIAL CERTS PROVIDED
4. MPI CERTS PROVIDED

# 1-3/8" C-PLATE

CM49-318 2-7/8" I. F. C-PLATE

CM49-319 3-1/2" I. F. C-PLATE

CM49-320 4" F. H. C-PLATE

CM49-321 4-1/2" I. F. C-PLATE

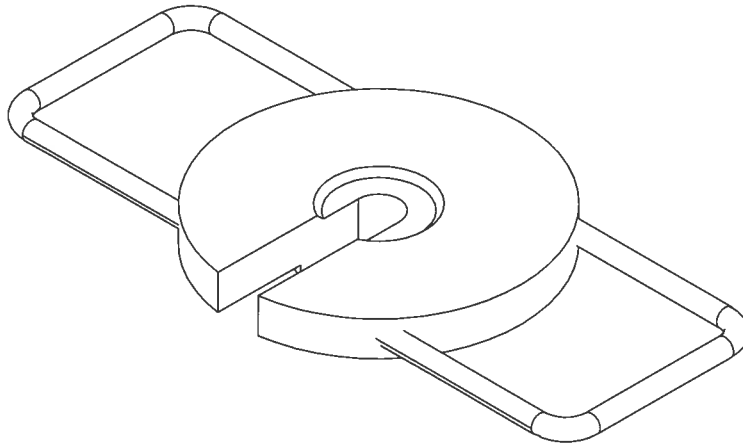
CM49-322 4-1/2" X H. C-PLATE

CM49-323 HT55,XT57,5-1/2" F.H. C-PLATE

CM49-325 2-7/8" P.A.C. C-PLATE

CM49-327 2-3/8" I. F. C-PLATE

CM49-328 6-5/8" F.H. C-PLATE

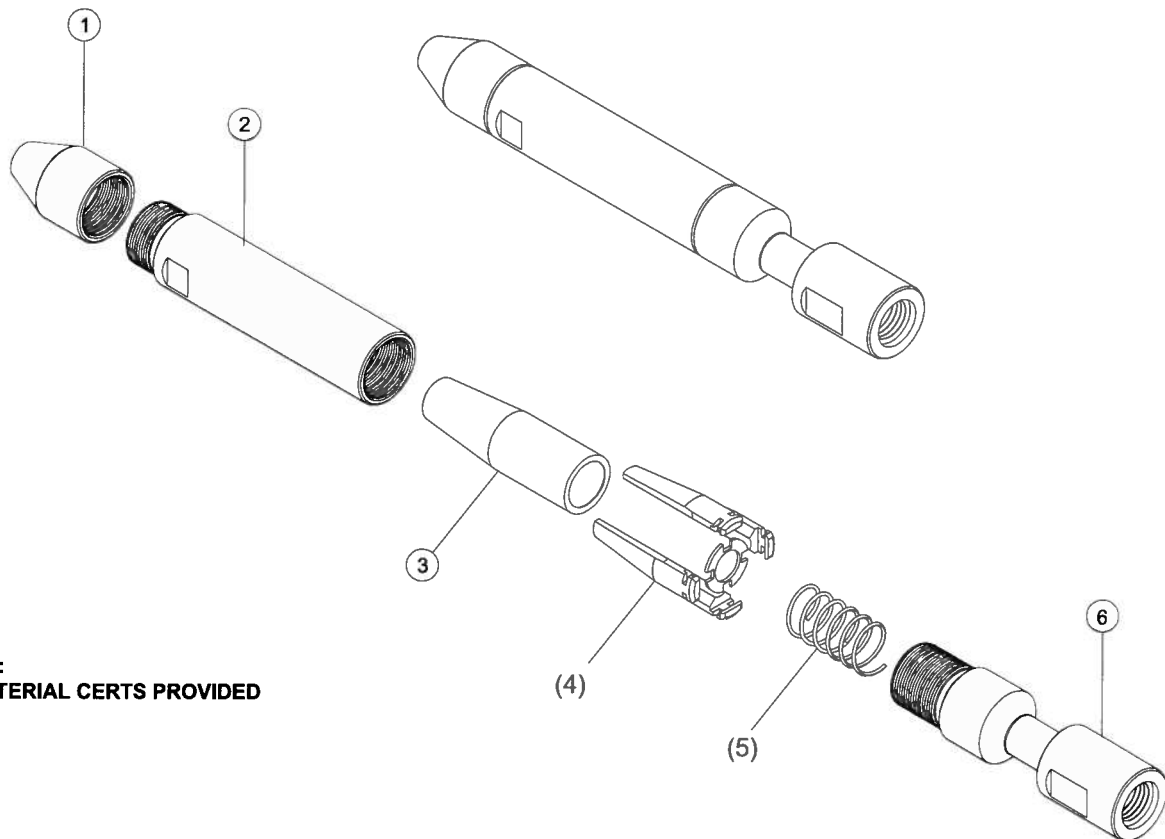


**NOTE:**  
**1. MATERIAL CERTS PROVIDED**

# 1-3/8" LOWER ROPE SOCKET

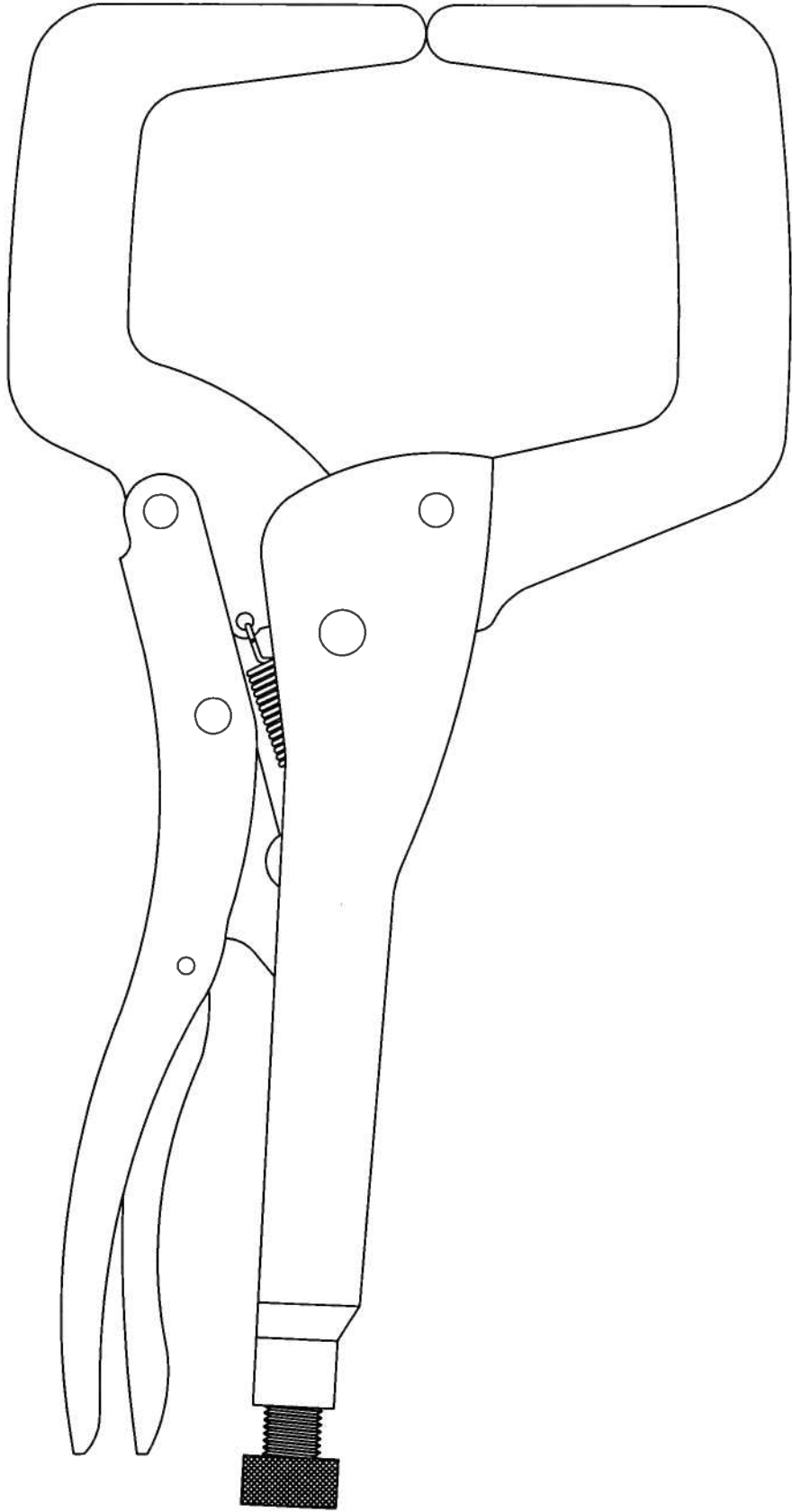
CM49-101-L 1-3/8" LOWER ROPE SOCKET ASSEMBLY

1. CM49-302 NOSE CONE
2. CM49-306 ROPE SOCKET BODY
3. CM49-307(17/32" WIRE) SLIP ASSEMBLY (RANGE .470-.531)  
CM49-308(15/32" WIRE) SLIP ASSEMBLY(RANGE .392-.468)
4. JAW ASSEMBLY (INCLUDED IN SLIP ASSEMBLY)
5. JAW ASSEMBLY SPRING (INCLUDED IN SLIP ASSEMBLY)
6. CM49-309 LOWER CROSSOVER SUB



**NOTE:**  
1. MATERIAL CERTS PROVIDED

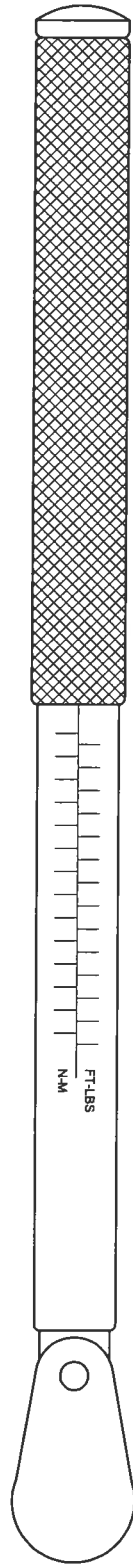
# RELEASING PLIERS



CM-76-314

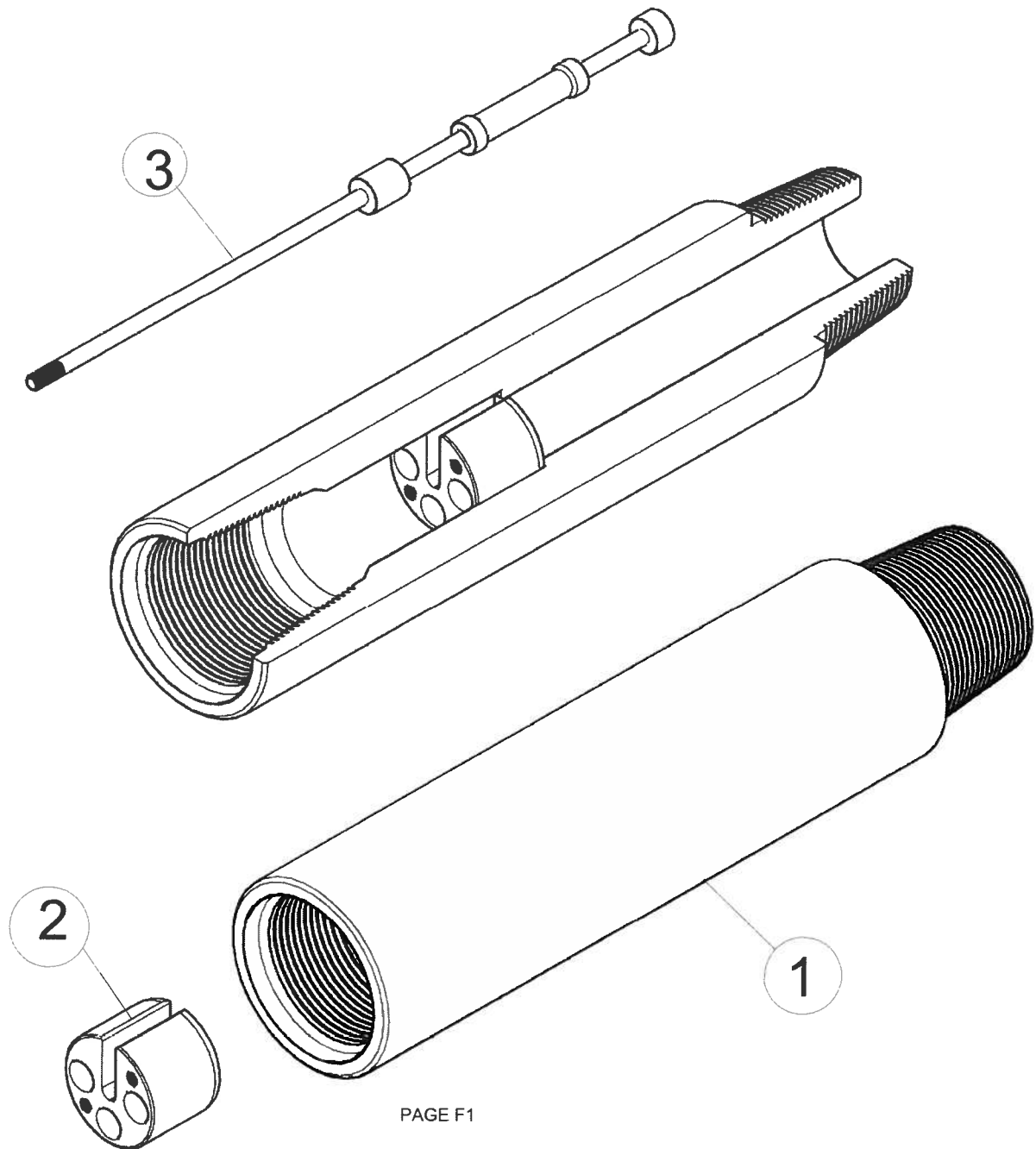
# TOURQUE WRENCH

CM01-319



# CIRCULATING SUBS

CONNECTION	LENGTH	PART .NO.	BODY	INSERT	WRENCH
3-1/2 IF	16"	CM28-100	1. CM28-302	2. CM28-301	3. CM28-303
4-1/2 XH	16"	CM29-100	1. CM29-302	2. CM29-301	3. CM29-303
4-1/2 IF	16"	CM30-100	1. CM30-302	2. CM30-301	3. CM30-303
5-1/2 FH	20"	CM229-100	1. CM229-301	2. CM30-301	3. CM30-303
HT55	20"	CM230-100	1. CM230-301	2. CM30-301	3. CM30-303
XT57	20"	CM231-100	1. CM231-301	2. CM30-301	3. CM30-303
6-5/8 FH	20"	CM232-100	1. CM232-301	2. CM30-301	3. CM30-303





# SPECIAL INSERT AND HANG OFF SUB

1. CM30-308 CIRCULATING SUB INSERT

CALL FOR QUOTE

2. CM72-318 HANG OFF SUB

CALL FOR QUOTE

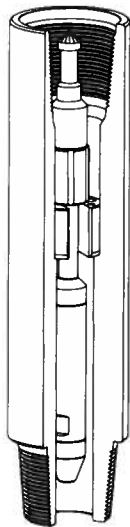
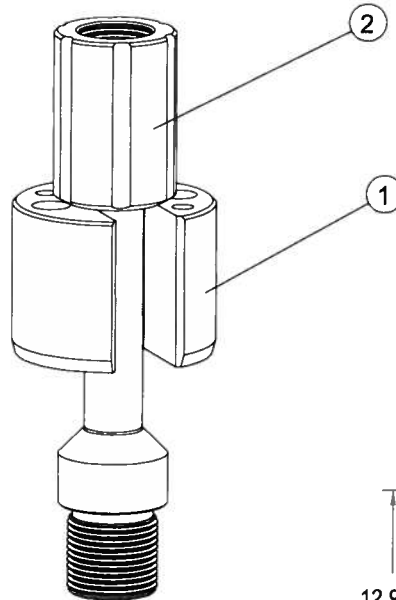


FIG. 1

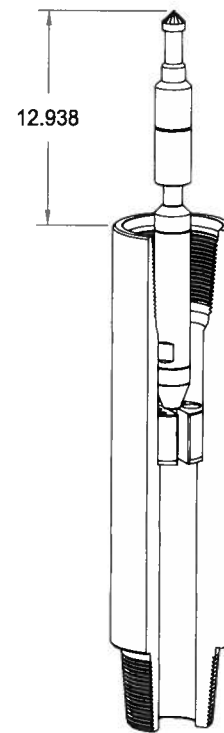


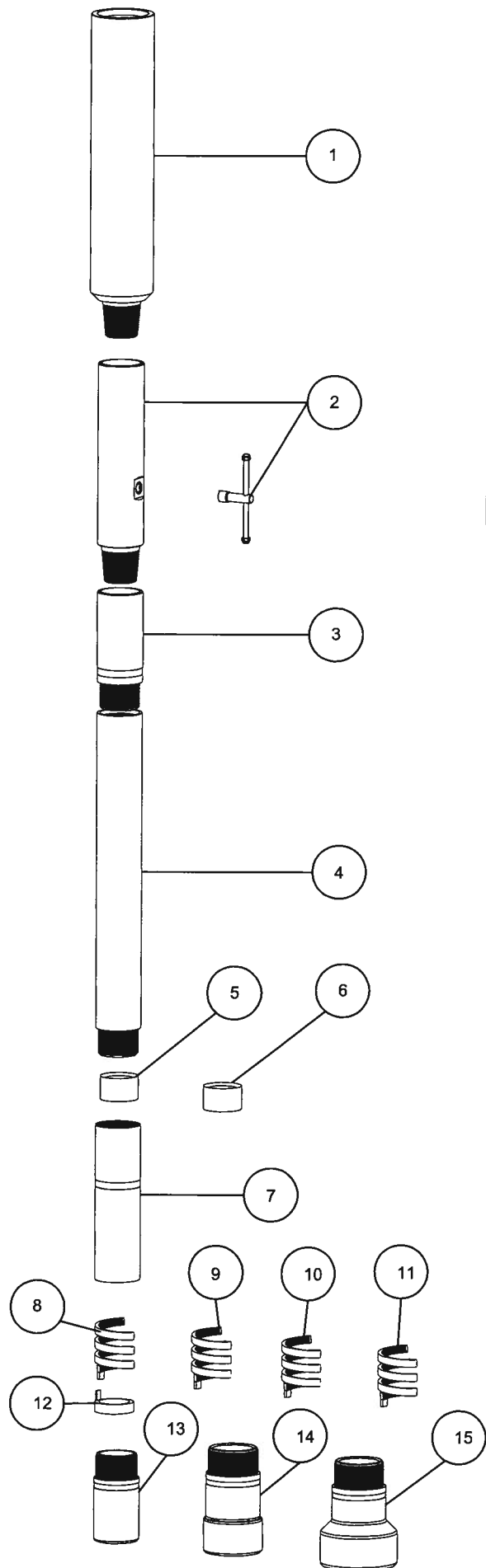
FIG. 2

## NOTE:

Fig. 1 illustrates the special insert and hang off sub configuration. Fig. 2 illustrates the standard insert and hang off sub configuration. The special insert and hang off sub were designed and built for special circumstances which involved the safety or TIW valve having had the pin connection recut, causing the distance to the ball valve to be shortened, and the spearhead obstructing the closing of the valve.

# BILL OF MATERIALS

ITEM	QTY.	DESCRIPTION	PART NO.	
		XOVER 4-1/2 IF BOX X 3-1/2 IF PIN	CM223-301	
2	1	3-1/2 IF PUMP OUT SUB ASSY	CM24-100	
2	1	RETAINER WRENCH	INCLUDED	
3	1	OVERSHOT TOP SUB 2" NOGO ID	CM206-301	
4	2	EXTENSION 36" W/PROTECTORS	CM206-305	
5	2	3-3/8" TYPE A PACKER	CMA4019/108	
6	2	3-5/8" TYPE A PACKER	CMA4019/116	
7	1	4-11/16 SERIES 150 OS BOWL	CMA2019	
8	2	3-3/8" STD. SPIRAL GRAPPLE	CMA5019/108	
9	2	3-3/8" NIT SPIRAL GRAPPLE	CMA5019NIT/108	
10	2	3-5/8" STD. SPIRAL GRAPPLE	CMA5019/116	
11	2	3-5/8" NIT SPIRAL GRAPPLE	CMA5019NIT/116	
12	2	SPIRAL GRAPPLE CONTROL	CMA6019	
13	1	FLUSH GUIDE W/PROTECTOR	CM206-302	
14	1	5-1/2" OVERSIZE GUIDE W/PROTEC.	CM206-303	
15	1	8" OVERSIZE GUIDE W/PROTECTOR	CM206-304	1

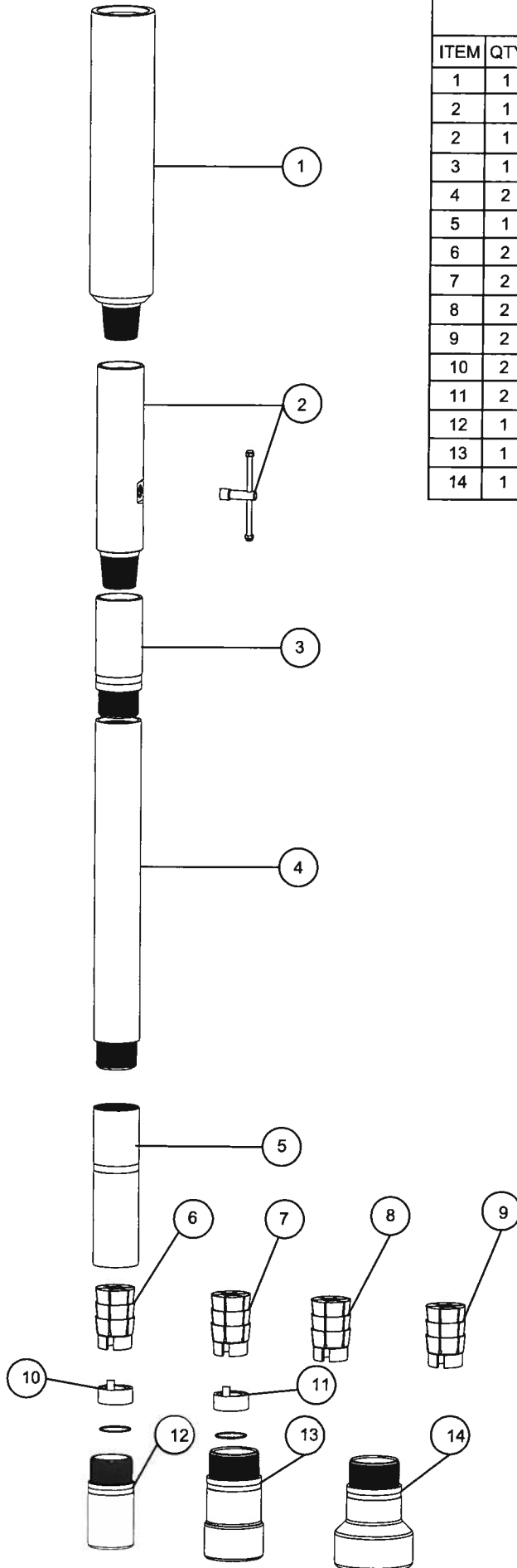


## STANDARD 4-11/16" SERIES 150 DOWNHOLE STRIPPING KIT

CM206-1000

## BILL OF MATERIALS

ITEM	QTY	DESCRIPTION	PART NO.	
1	1	XOVER 4-1/2 IF BOX X 3-1/2 IF PIN	CM223-301	
2	1	3-1/2 IF PUMP OUT SUB	CM24-100	
2	1	RETAINER WRENCH	INCLUDED	
3	1	OVERSHOT TOP SUB 2" NOGO ID	CM207-301	
4	2	EXTENSION 36" W/PROTECTORS	CM207-305	
5	1	5-9/16" SERIES 150 OS BOWL	CMA2029	
6	2	3-3/8" STD. BASKET GRAPPLE	CMA7029/108	
7	2	3-3/8" NIT BASKET GRAPPLE	CMA7029NIT/108	
8	2	3-5/8" STD. BASKET GRAPPLE	CMA7029/116	
9	2	3-5/8" NIT BASKET GRAPPLE	CMA7029NIT/116	
10	2	3-3/8" PLAIN CONTROL PACKER	CMA9029/108	
11	2	3-5/8" PLAIN CONTROL PACKER	CMA9029/116	
12	1	FLUSH GUIDE W/PROTECTOR	CM207-302	
13	1	6" OVERSIZE GUIDE W/PROTEC.	CM207-303	
14	1	8" OVERSIZE GUIDE W/PROTEC.	CM207-304	

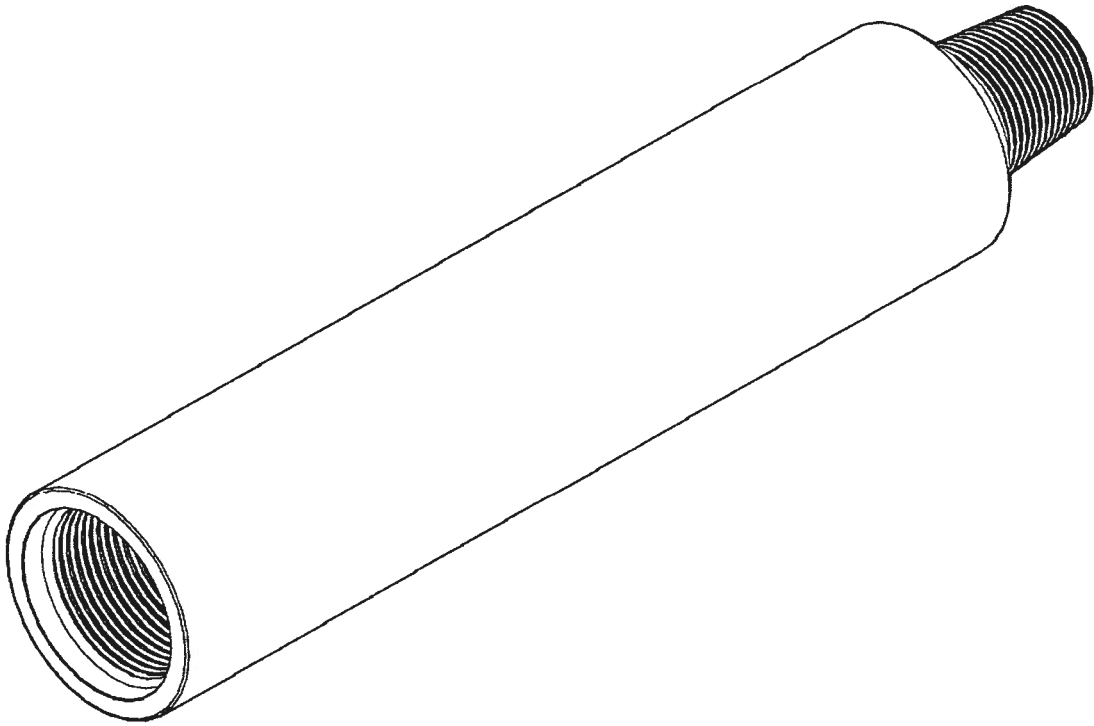


## STANDARD 5-9/16" SERIES 150 DOWNHOLE STRIPPING KIT

CM207-1000

# CROSSOVER SUBS

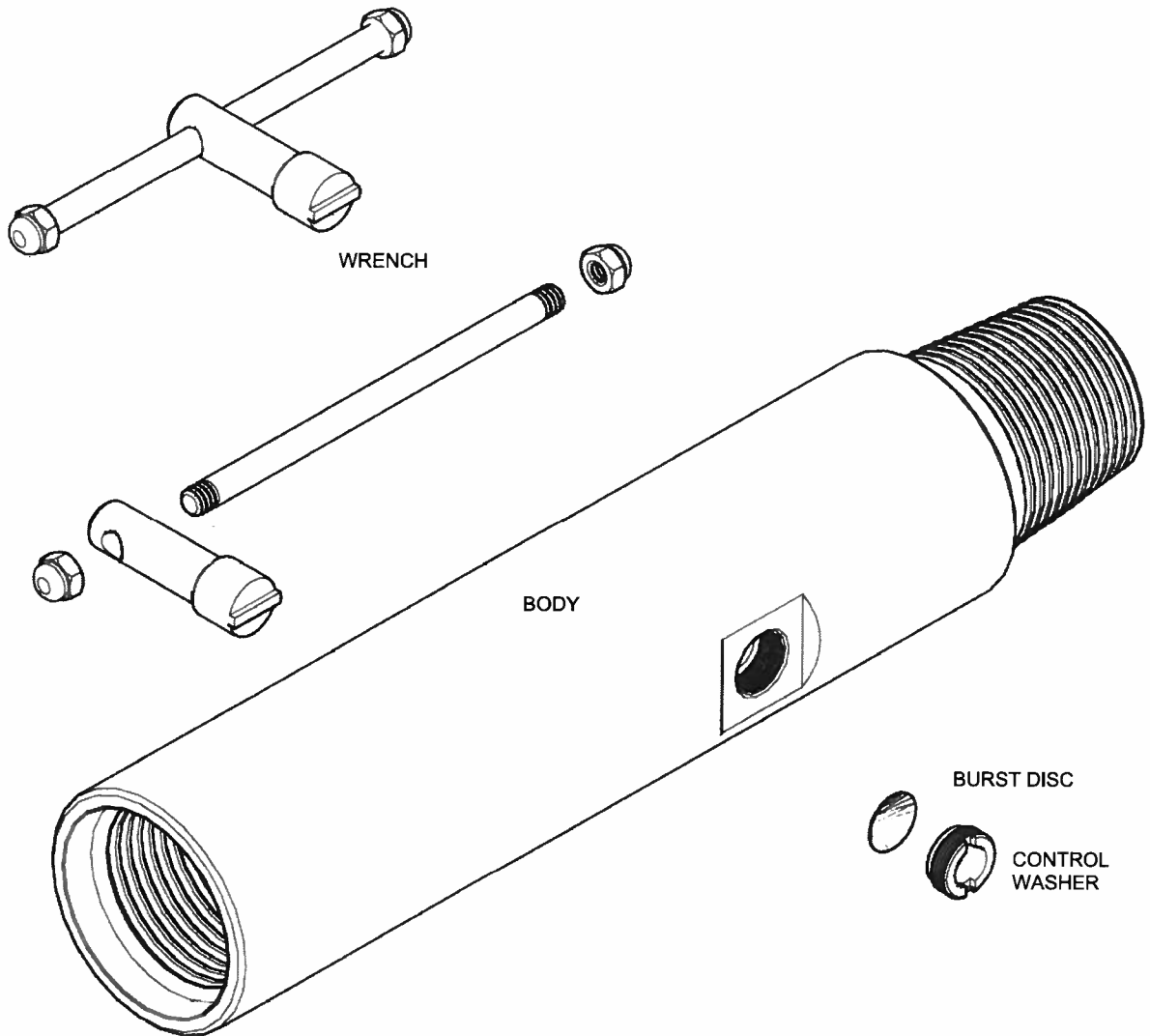
PIN	BOX	OD	LENGTH	PART NO.
3-1/2 IF	HT38	4-3/4"	20"	CM223-307
3-1/2 IF	4-1/2 XH	6-1/4"	20"	CM223-302
3-1/2 IF	4-1/2 IF	6-1/2"	20"	CM223-301
3-1/2 IF	HT55	7"	20"	CM223-303
3-1/2 IF	XT57	7"	20"	CM223-304
3-1/2 IF	5-1/2 FH	7"	20"	CM223-305
3-1/2 IF	6-5/8 FH	8"	20"	CM223-306



**NOTE:**  
**1. MATERIAL CERTS PROVIDED**

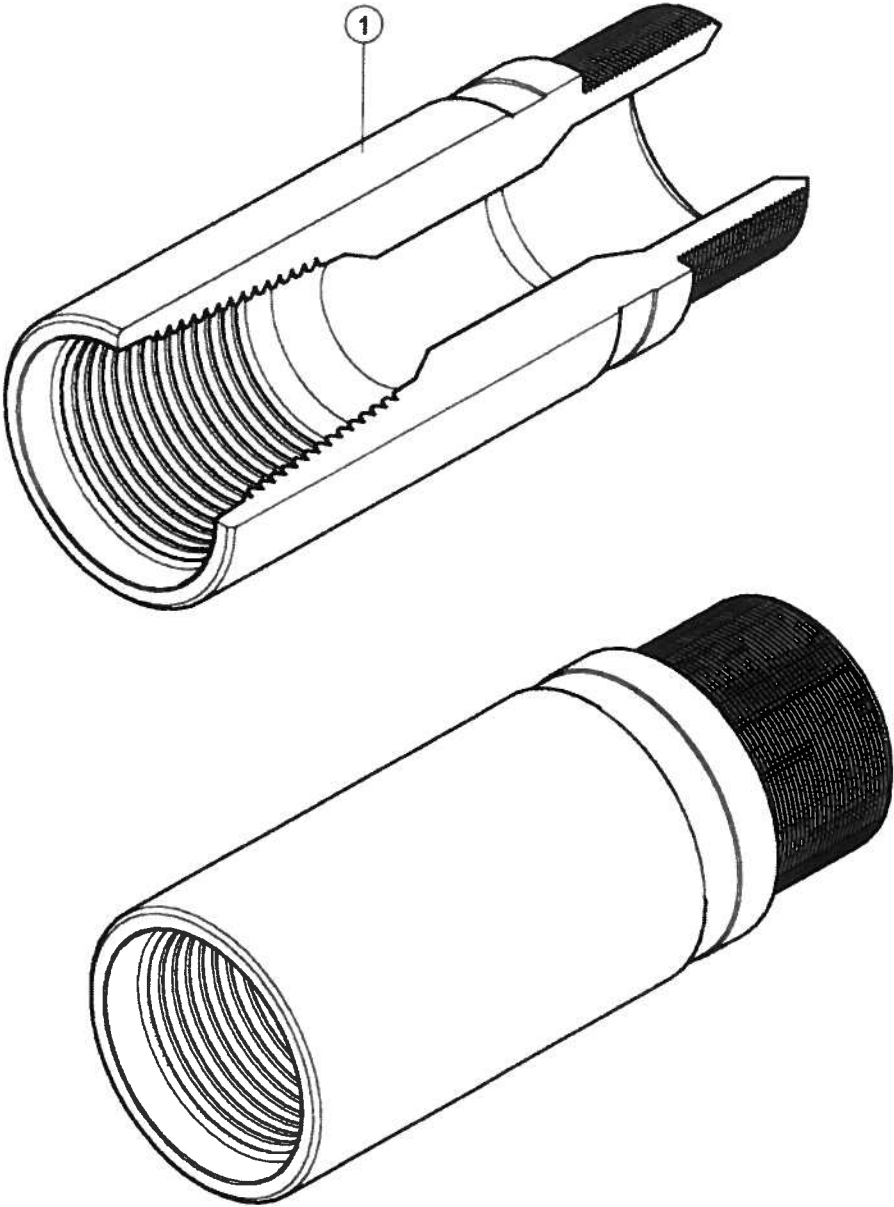
# PUMP OUT SUBS

CONNECTION	OD	ASSY.	BODY	CONTROL WASHER	DISC	WRENCH
2-3/8 REG	3-1/8	CM224-100	CM224-301	CM27-302	CM27-300	CM27-304
2-7/8 PAC	3-1/8	CM225-100	CM225-30	CM27-302	CM27-303	CM27-304
2-3/8 EUE	3-1/8	CM226-100	CM226-301	CM27-302	CM27-303	CM27-304
2-3/8 IF	3-1/2	CM27-100	CM27-301	CM27-302	CM27-303	CM27-304
2-7/8 EUE	3-3/4	CM227-100	CM227-301	CM27-302	CM27-303	CM27-304
3-1/2 IF	4-3/4	CM24-100	CM24-301	CM24-302	CM24-303	CM24-304
4-1/2 IF	6-1/8	CM25-100	CM25-301	CM25-302	CM25-303	CM24-304
6-5/8 REG	7-3/4	CM228-100	CM228-301	CM25-302	CM25-303	CM24-304



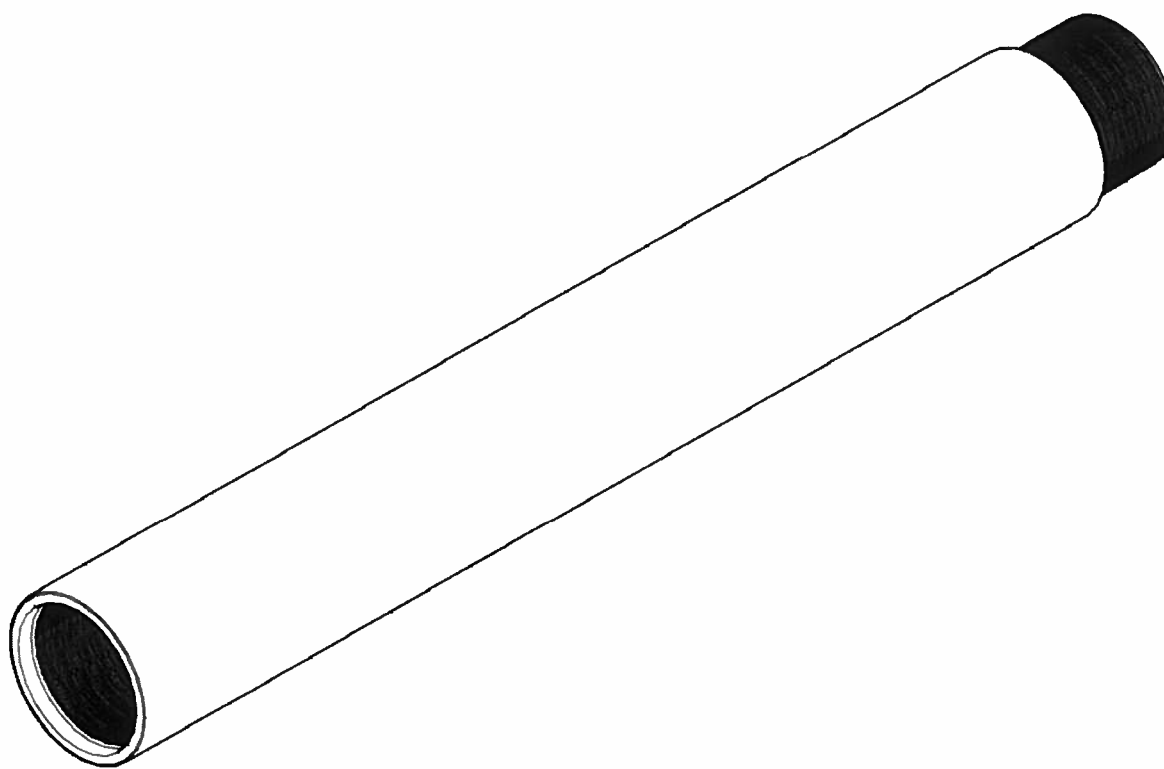
# SERIES 150 OVERSHOT TOP SUBS

- 1. CM206-301 4-11/16" SERIES 150 OVERSHOT TOP SUB W/ 2-1/4" NOGO I.D. X 3-1/2" IF BOX
- 2. CM207-301 5-9/16" SERIES 150 OVERSHOT TOP SUB W 2-1/4" NOGO I.D. X 3-1/2" IF BOX



# SERIES 150 OVERSHOT EXTENSION

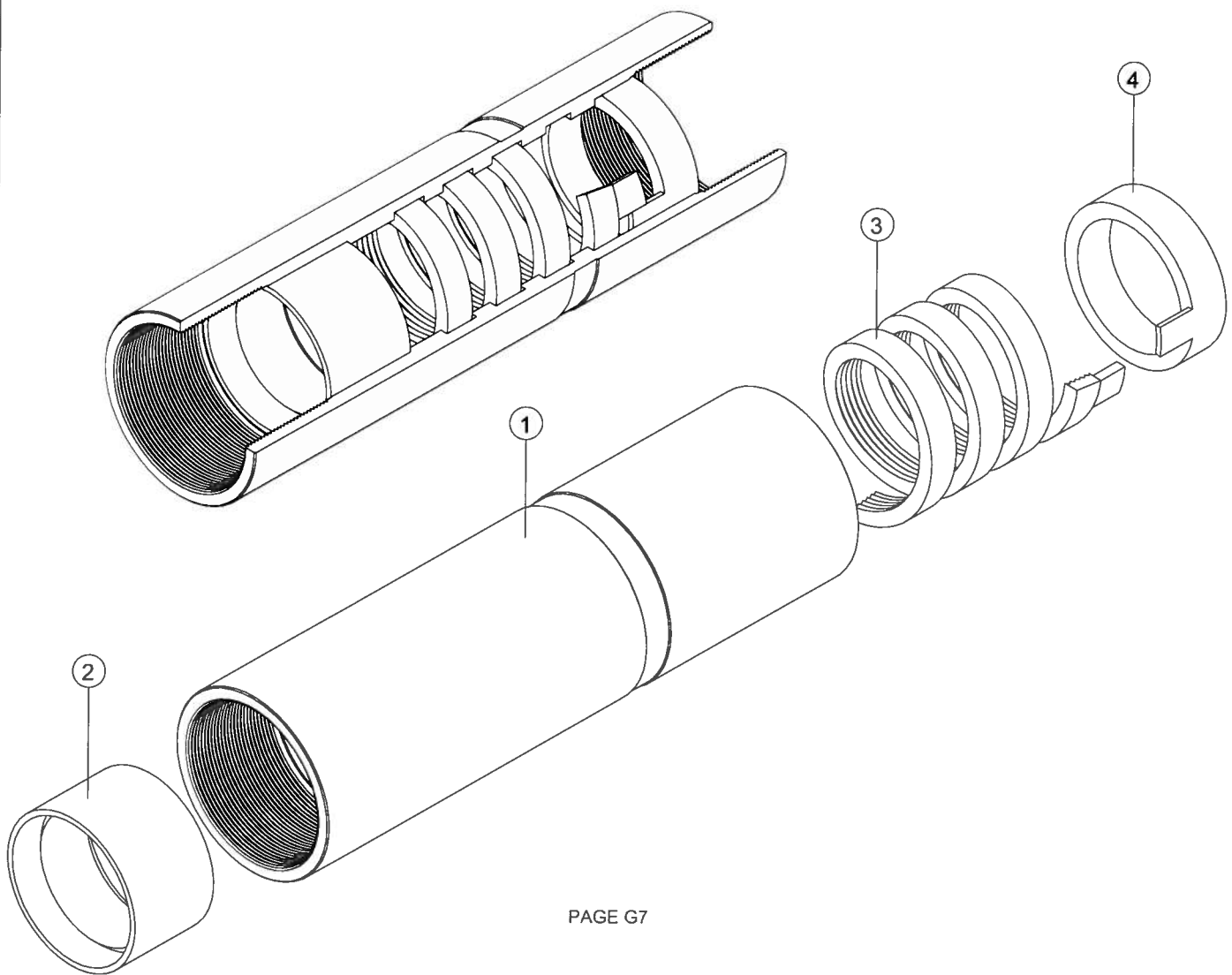
1. CM206-305 4-11/16" SERIES 150 OVERSHOT EXTENSION 36" LONG
2. CM207-305 5-9/16" SERIES 150 OVERSHOT EXTENSION 36" LONG



# 4-11/16" SERIES 150 OVERSHOT ASSY.

CM206-1001

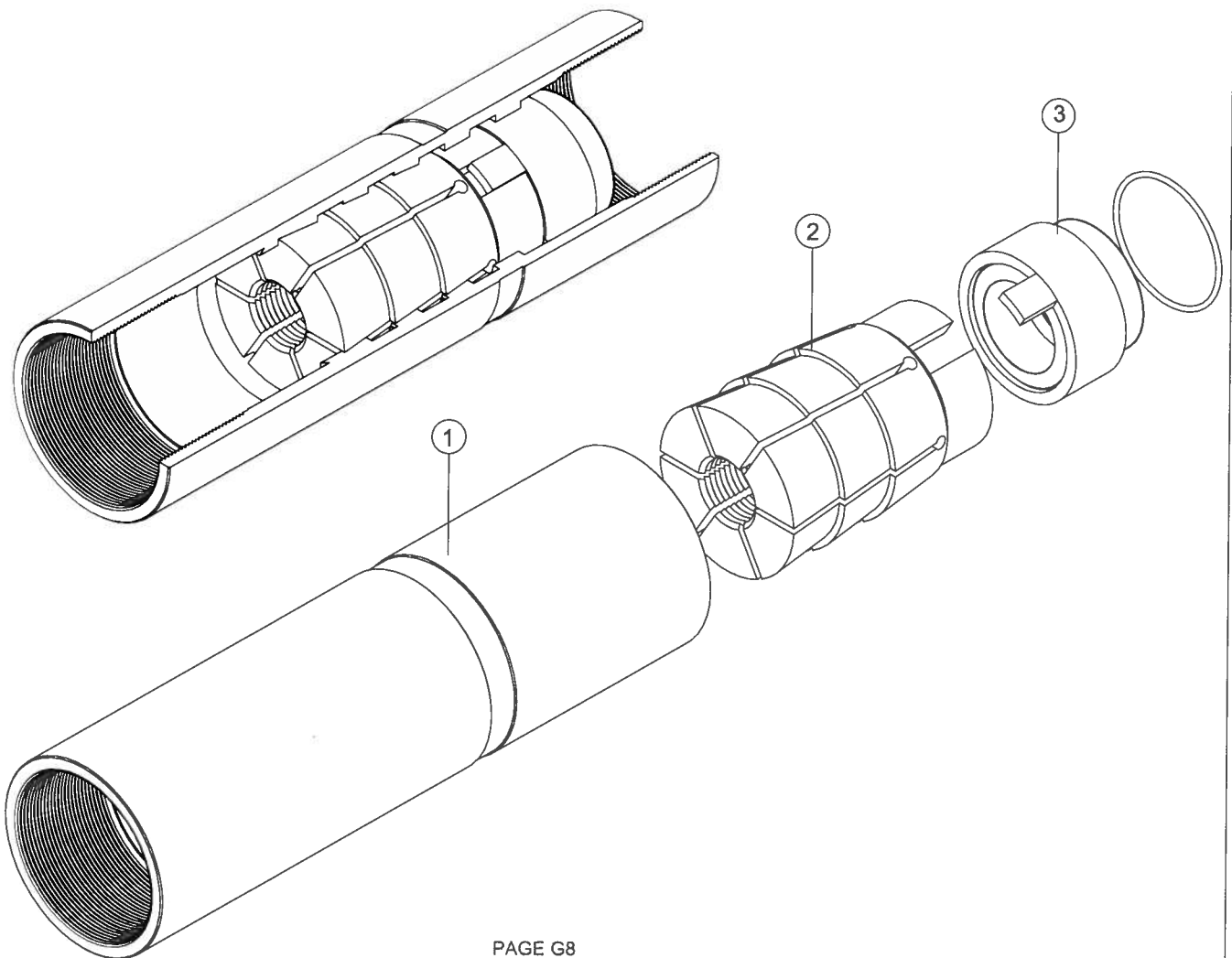
1. CMA2019 4-11/16" SERIES 150 OVERSHOT BOWL
2. CMA4019 3-3/8" TYPE A PACKER  
CMA4019-116 3-5/8" TYPE A PACKER
3. CMA5019/108 STD. SPIRAL GRAPPLE  
CMA5019NIT/108 3-3/8" NIT. SPIRAL GRAPPLE  
CMA5019/116 3-5/8" STD. SPIRAL GRAPPLE  
CMA5019NIT/116 3-5/8" NIT. SPIRAL GRAPPLE
4. CMA6019 SPIRAL GRAPPLE CONTROL





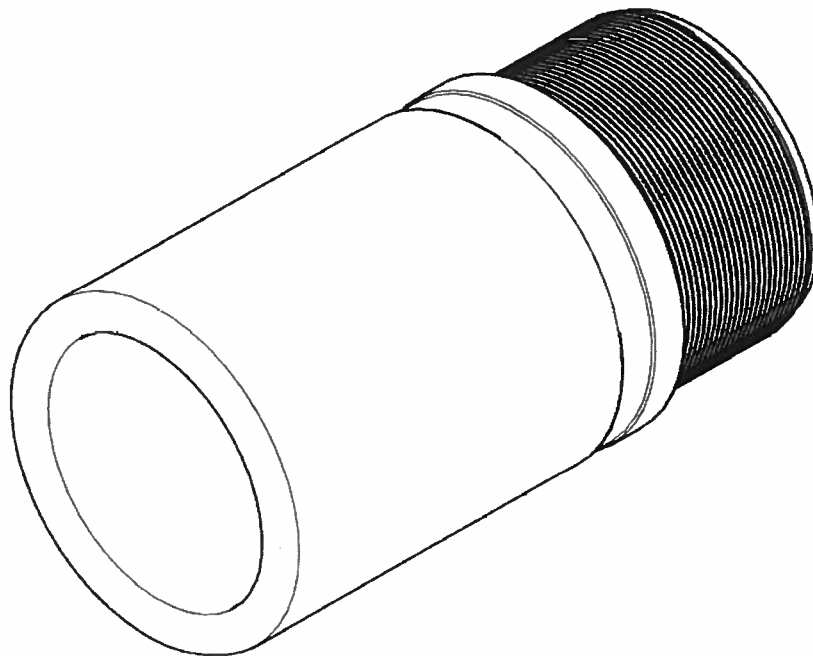
# 5-9/16" SERIES 150 OVERSHOT ASSY.

1. CMA2029 5-9/16" SERIES 150 OVERSHOT BOWL
2. CMA7029/108 3-3/8" STD. BASKET GRAPPLE  
CMA7029NIT/108 3-3/8" NIT. BASKET GRAPPLE  
CMA7029/116 3-5/8" STD. BASKET GRAPPLE  
CMA7029NIT/116 3-5/8" NIT. BASKET GRAPPLE
3. CMA9029/108 3-3/8" PLAIN CONTROL PACKER  
CMA9029/116 3-5/8" PLAIN CONTROL PACKER



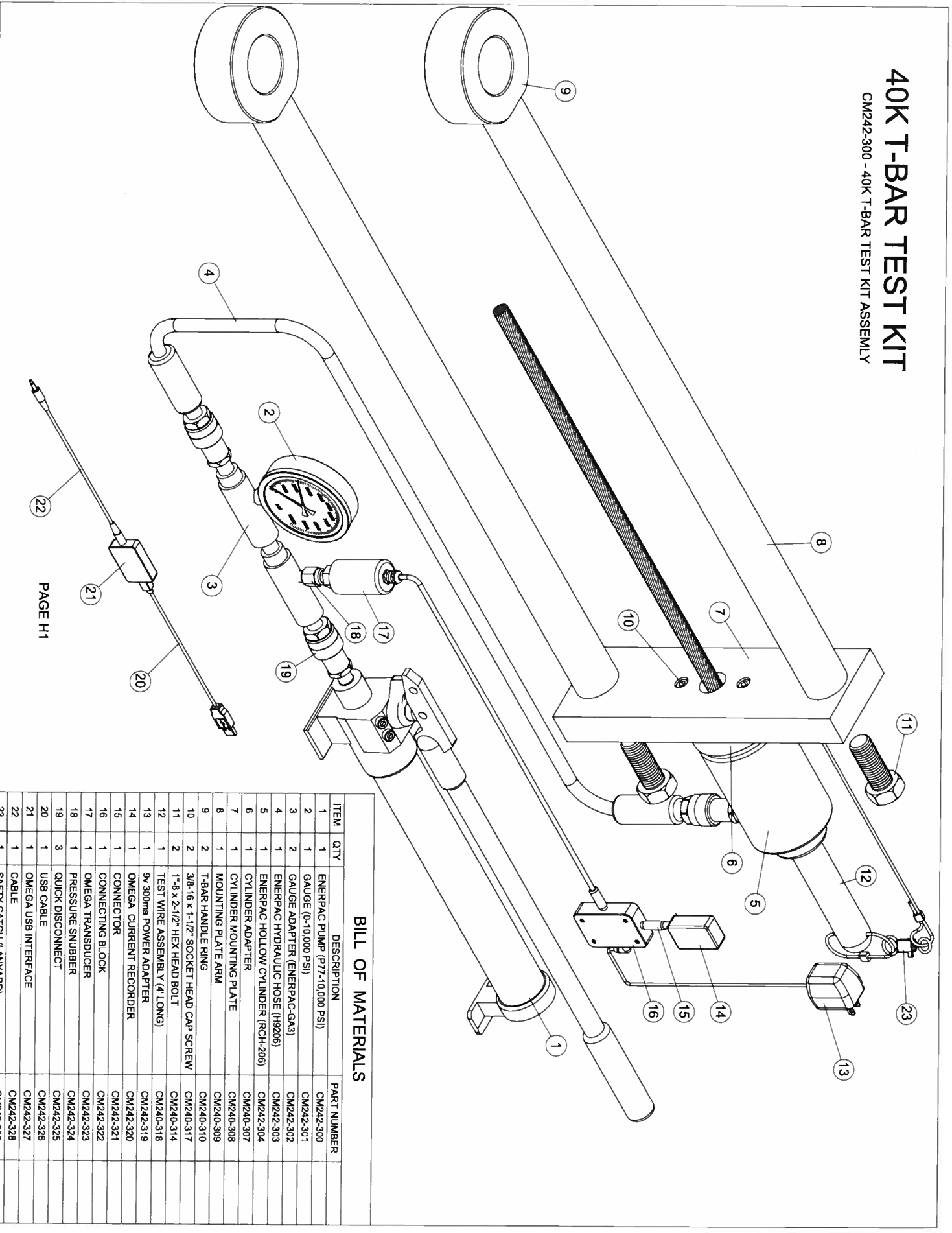
# SERIES 150 OVERSHOT GUIDES

1. CM206-302 4-11/16" OS FLUSH GUIDE
2. CM206-303 4-11/16" OS 5-1/2" O.D. BELL GUIDE
3. CM206-304 4-11/16" OS 8" O.D. BELL GUIDE
4. CM207-302 5-9/16" OS FLUSH GUIDE
5. CM207-303 5-9/16" OS 6" O.D. BELL GUIDE
6. CM207-304 5-9/16" OS 8" O.D. BELL GUIDE



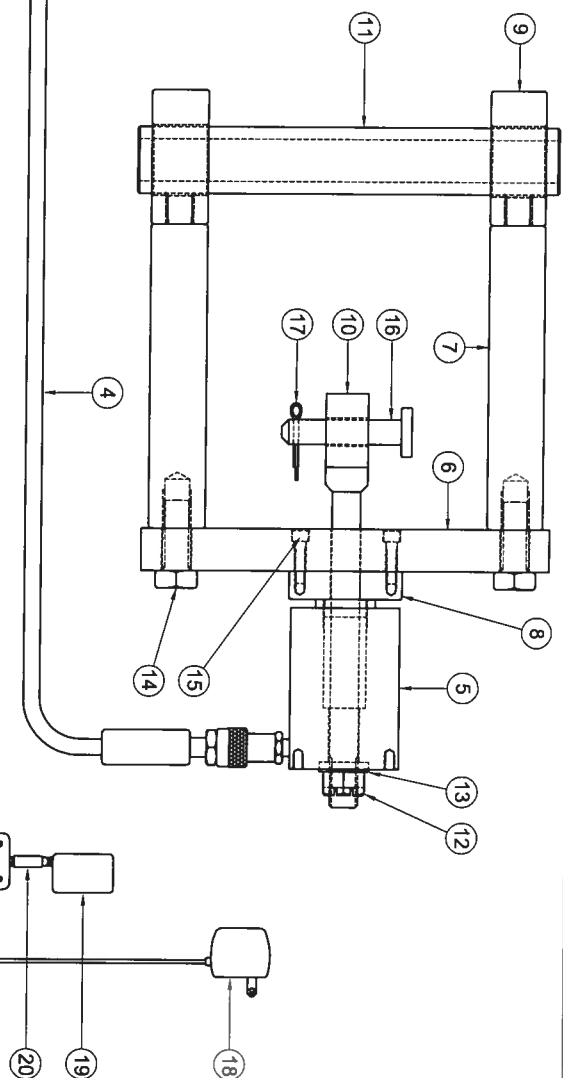
# 40K T-BAR TEST KIT

CM242-300 - 40K T-BAR TEST KIT ASSEMBLY



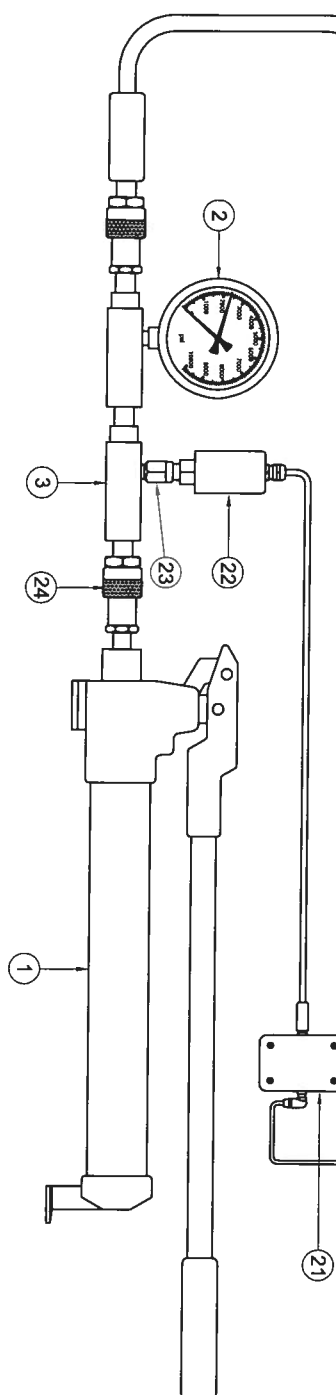
## BILL OF MATERIALS


ITEM	QTY	DESCRIPTION	PART NUMBER
1	1	ENERPAC PUMP (P77-10,000 PSI)	CM242-300
2	1	GAUGE (0-10,000 PSI)	CM242-301
3	2	GAUGE ADAPTER (ENERPAC-GA3)	CM242-302
4	1	ENERPAC HYDRAULIC HOSE (H9206)	CM242-303
5	1	ENERPAC HOLLOW CYLINDER (RCH-206)	CM242-304
6	1	CYLINDER ADAPTER	CM240-307
7	1	CYLINDER MOUNTING PLATE	CM240-308
8	1	MOUNTING PLATE ARM	CM240-309
9	2	T-BAR HANDLE RING	CM240-310
10	2	3/8-16 x 1-1/2" SOCKET HEAD CAP SCREW	CM240-317
11	2	1"-8 x 2-1/2" HEX HEAD BOLT	CM240-314
12	1	TEST WIRE ASSEMBLY (4' LONG)	CM240-318
13	1	9v 300ma POWER ADAPTER	CM242-319
14	1	OMEGA CURRENT RECORDER	CM242-320
15	1	CONNECTOR	CM242-321
16	1	CONNECTING BLOCK	CM242-322
17	1	OMEGA TRANSDUCER	CM242-323
18	1	PRESSURE SNUBBER	CM242-324
19	3	QUICK DISCONNECT	CM242-325
20	1	USB CABLE	CM242-326
21	1	OMEGA USB INTERFACE	CM242-327
22	1	CABLE	CM242-328
23	1	SAFETY CATCH (ANYARD)	CM242-329



### BILL OF MATERIALS

ITEM	QTY	DESCRIPTION	PART NUMBER
1	1	ENERPAC PUMP (P77-10,000 PSI)	CM242-300
2	1	GAUGE (0-10,000 PSI)	CM242-301
3	2	GAUGE ADAPTER (ENERPAC-GAS)	CM242-302
4	1	ENERPAC HYDRAULIC HOSE (H9206)	CM242-303
5	1	ENERPAC HOLLOW CYLINDER (RCH-205)	CM242-304
6	1	CYLINDER MOUNTING PLATE	CM242-305
7	2	MOUNTING PLATE ARM	CM242-306
8	1	CYLINDER ADAPTER	CM242-307
9	2	T-BAR HANDLE RING	CM242-310
10	1	TEST ROD (ATLAS)	CM242-312
11	1	LOAD CELL HANDLE	CM242-312
12	1	TEST ROD NUT	CM238-304
13	1	TEST ROD WASHER	CM238-305
14	2	1"-8 X 2-1/2" HEX HEAD BOLT	CM242-314
15	2	3/8"-16 X 1-1/2" SOCKET HEAD CAP SCREW	CM242-317
16	1	TEST ROD PIN (ATLAS)	CM242-313
17	1	COTTER PIN	CM238-306
18	1	9V 300mA POWER ADAPTER	CM242-319
19	1	OMEGA CURRENT RECORDER	CM242-320
20	1	CONNECTOR	CM242-321
21	1	CONNECTING BLOCK	CM242-322
22	1	OMEGA TRANSDUCER	CM242-323
23	1	PRESSURE SNUBBER	CM242-324
24	3	QUICK DISCONNECT	CM242-325
25	1	USB CABLE	CM242-326
26	1	OMEGA USB INTERFACE	CM242-327
27	1	CABLE	CM242-328





**COOPER MANUFACTURING & SUPPLY INC.**  
LAKE CHARLES, LA.

**LOAD CELL PULLER FIELD TEST KIT**

TOLERANCES UNLESS NOTED		DRAWN BY		DATE		CHECKED BY		APPROVED BY		SIZE	
FRACTIONS +/- 1/16		ERI		12/10/07		ERI				B	
DECIMAL +/- .005											
ANGLES +/- 1/2°											
CORNERS +/- 1/64x45°											
OF 1/64 R											
FINISHES 125											
MATERIAL		HEAT TREATMENT		ASSEMBLY DWG NO		SCALE		DWG NO		REV	
N/A		N/A		CM243-100		1=2		CM243-100		A	

12/10/07 DATE

A REV.

RELEASED

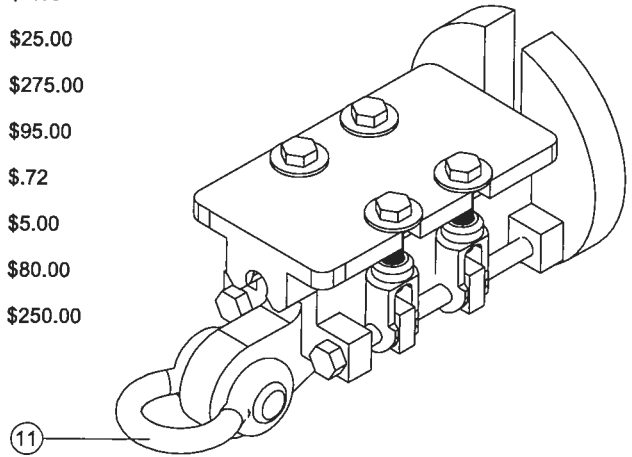
REMARKS

ERI BY

PAGE H2

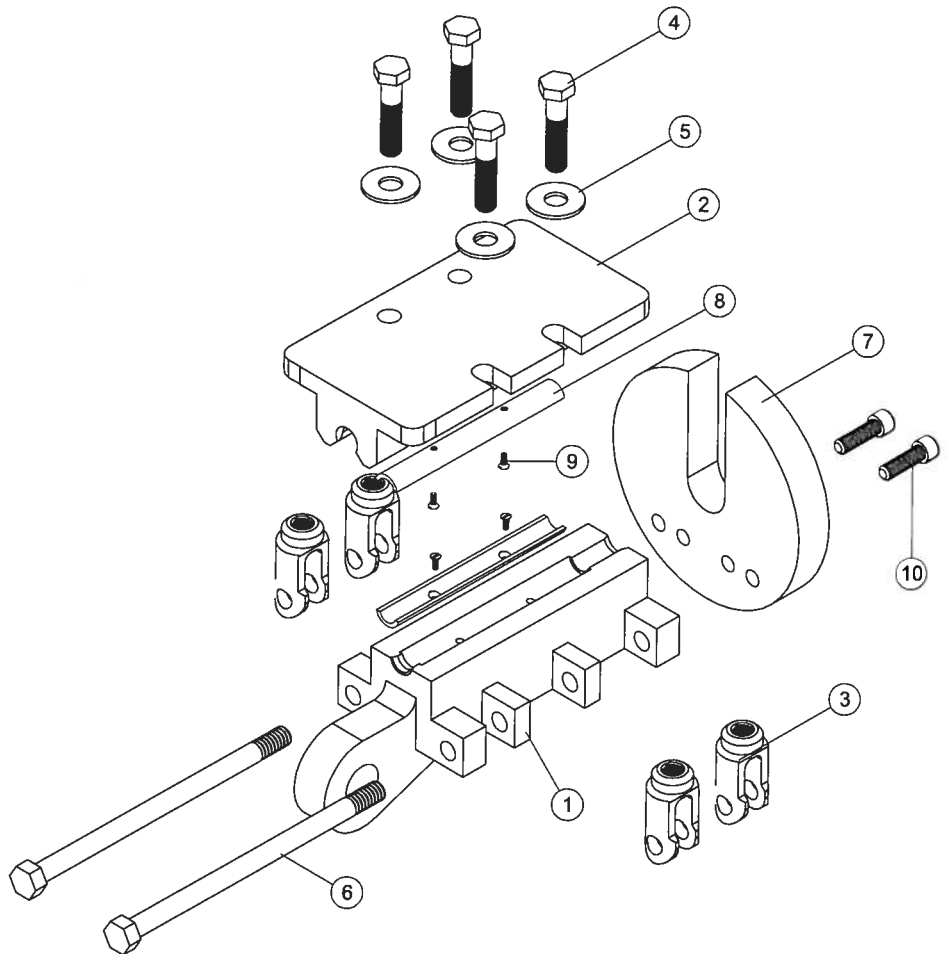
# 25K C-PLATE CLAMP

CM116-100 - 25K WIRE CLAMP ASSEMBLY	\$2210.72
1. CM116-300 - 25K CLAMP BODY	\$720.00
2. CM116-305 - 25K TIE DOWN BAR	\$333.24
3. CM01-318 - BOLT HINGE (4 REQUIRED)	\$94.00
4. CM01-312 - 1/2"-20 GRADE 8 BOLT (4 REQUIRED)	\$3.00
5. CM01-313 - GRADE 8 FLAT WASHER (4 REQUIRED)	\$1.65
6. CM116-306 - BODY BOLTS (2 REQUIRED)	\$25.00
7. CM114-308 - C-PLATE (DIAMETERS OPTIONAL)	\$275.00
8. CM116-307 - LINER (SET)	\$95.00
9. CM01-315 - 6-32 S.S. FLAT HEAD SCREW (4 REQUIRED)	\$.72
10. CM114-309 - 3/8"-16 x 1-1/4" SOCKET HEAD CAP SCREWS (2 REQUIRED)	\$5.00
11. CM116-308 - 7/8" SHACKLE	\$80.00
12. PULL TEST CERTIFY	\$250.00



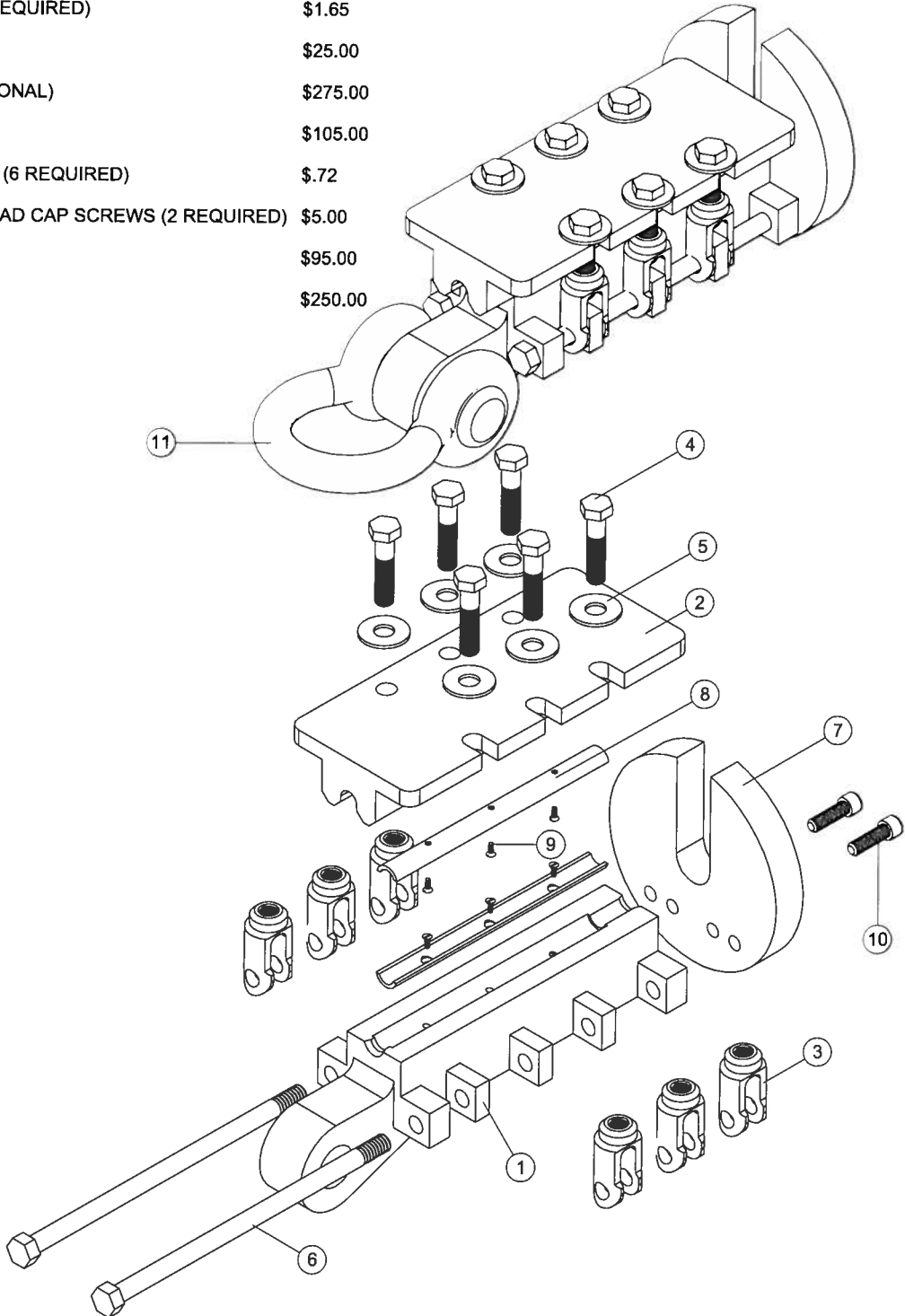
**NOTES:**

- 1. SWL = 12,500 LBS
- 2. SF = 2
- 3. MARERIAL CERTS PROVIDED
- 4. MPI CERTS PROVIDED
- 5. PULL TEST CERTS PROVIDED



# 30K C-PLATE CLAMP

CM115-100 - 25K WIRE CLAMP ASSEMBLY	\$2666.22
1. CM115-300 - 30K CLAMP BODY	\$850.00
2. CM115-305 - 30K TIE DOWN BAR	\$435.24
3. CM01-318 - BOLT HINGE (6 REQUIRED)	\$94.00
4. CM01-312 - 1/2"-20 GRADE 8 BOLT (6 REQUIRED)	\$3.00
5. CM01-313 - GRADE 8 FLAT WASHER (6 REQUIRED)	\$1.65
6. CM115-306 - BODY BOLTS (2 REQUIRED)	\$25.00
7. CM114-308 - C-PLATE (DIAMETERS OPTIONAL)	\$275.00
8. CM115-307 - LINER (SET)	\$105.00
9. CM01-315 - 6-32 S.S. FLAT HEAD SCREW (6 REQUIRED)	\$.72
10. CM114-309 - 3/8"-16 x 1-1/4" SOCKET HEAD CAP SCREWS (2 REQUIRED)	\$5.00
11. CM115-308 - 1" SHACKLE	\$95.00
12. PULL TEST CERTIFY	\$250.00



**NOTES:**

- 1. SWL = 12,500 LBS
- 2. SF = 2
- 3. MARERIAL CERTS PROVIDED
- 4. MPI CERTS PROVIDED
- 5. PULL TEST CERTS PROVIDED