

ISO 9001:2008 CERTIFIED
API LICENSE 7-1-0999

Cooper Manufacturing & Supply, Inc.

4931 East Broad Street

P. O. Box 16573

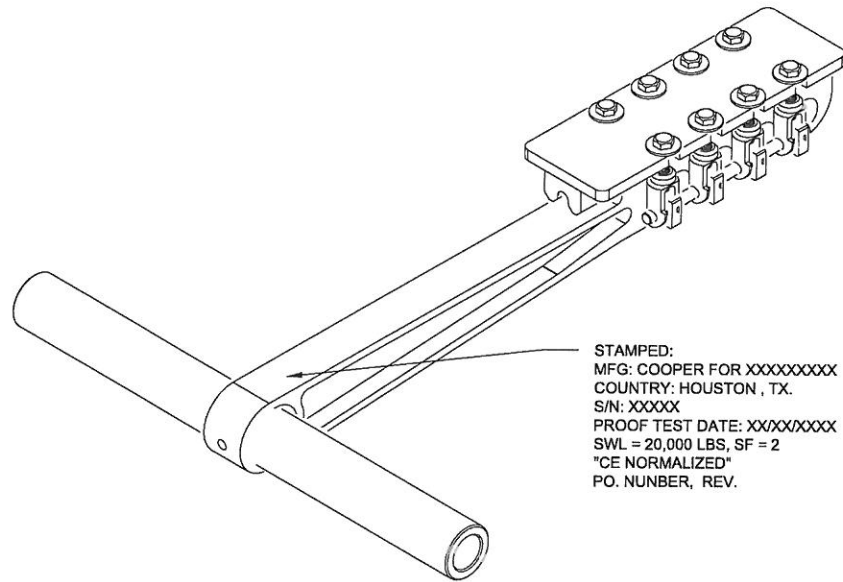
Lake Charles, LA 70616

Phone: (337) 436-1318 (800) 494-8893

Fax: (337) 436-1223

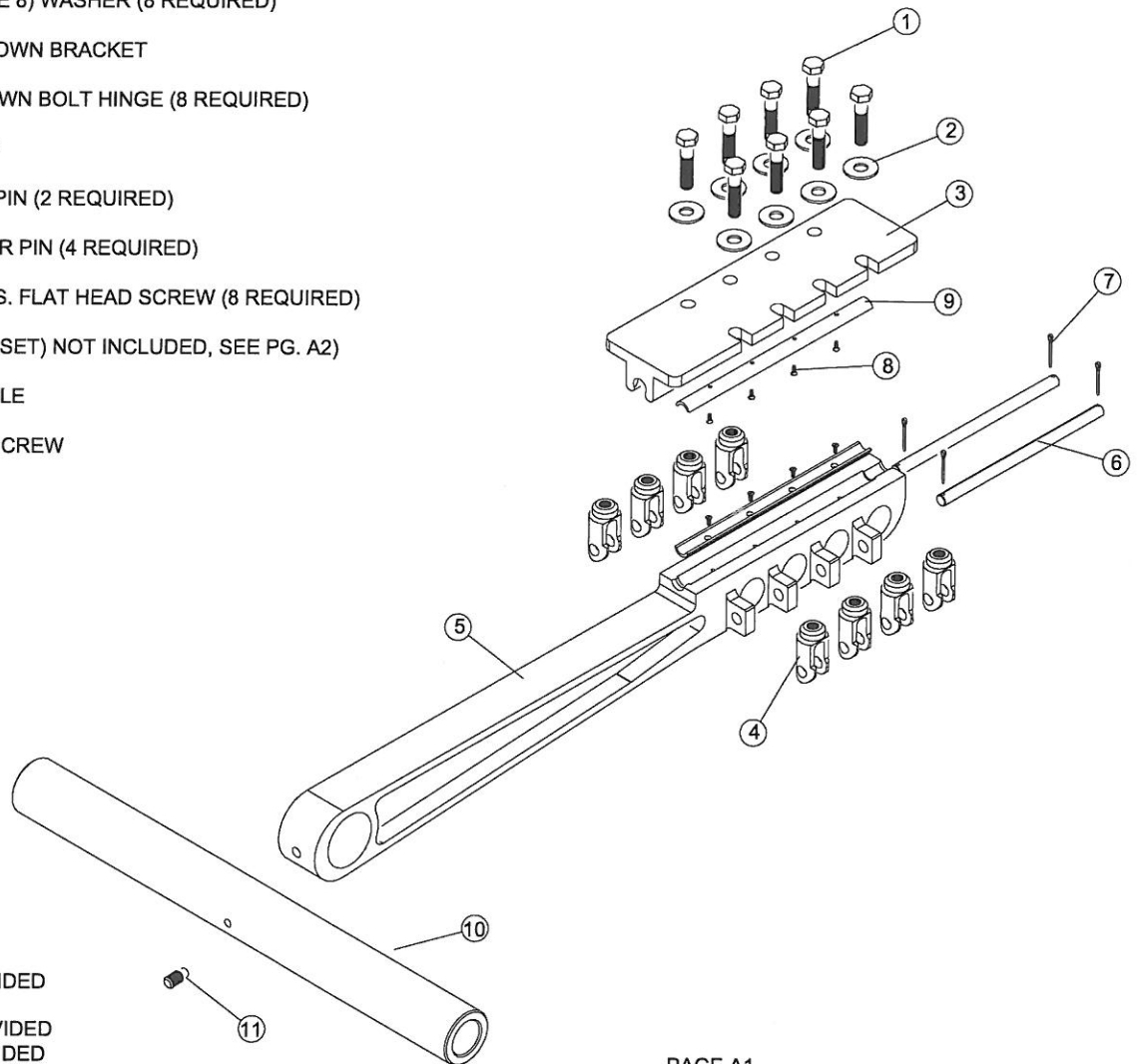
www.coopmfg.com

SOLID 40K T-BAR CLAMP ASSEMBLY



CM406-100 - 30"-40K T-BAR CLAMP (LESS SCREWS AND LINERS)

1. CM01-320 (GRADE 8) 1/2-20 x 2.25 LG. BOLT(8 REQUIRED)
2. CM01-321 (GRADE 8) WASHER (8 REQUIRED)
3. CM406-301 TIE DOWN BRACKET
4. CM01-318 TIE DOWN BOLT HINGE (8 REQUIRED)
5. CM406-300 BODY
6. CM01-307 HINGE PIN (2 REQUIRED)
7. CM01-314 COTTER PIN (4 REQUIRED)
8. CM01-315 6-32 S.S. FLAT HEAD SCREW (8 REQUIRED)
9. CM01-311 LINER (SET) NOT INCLUDED, SEE PG. A2)
10. CM406-302 HANDLE
11. CM406-303 SET SCREW

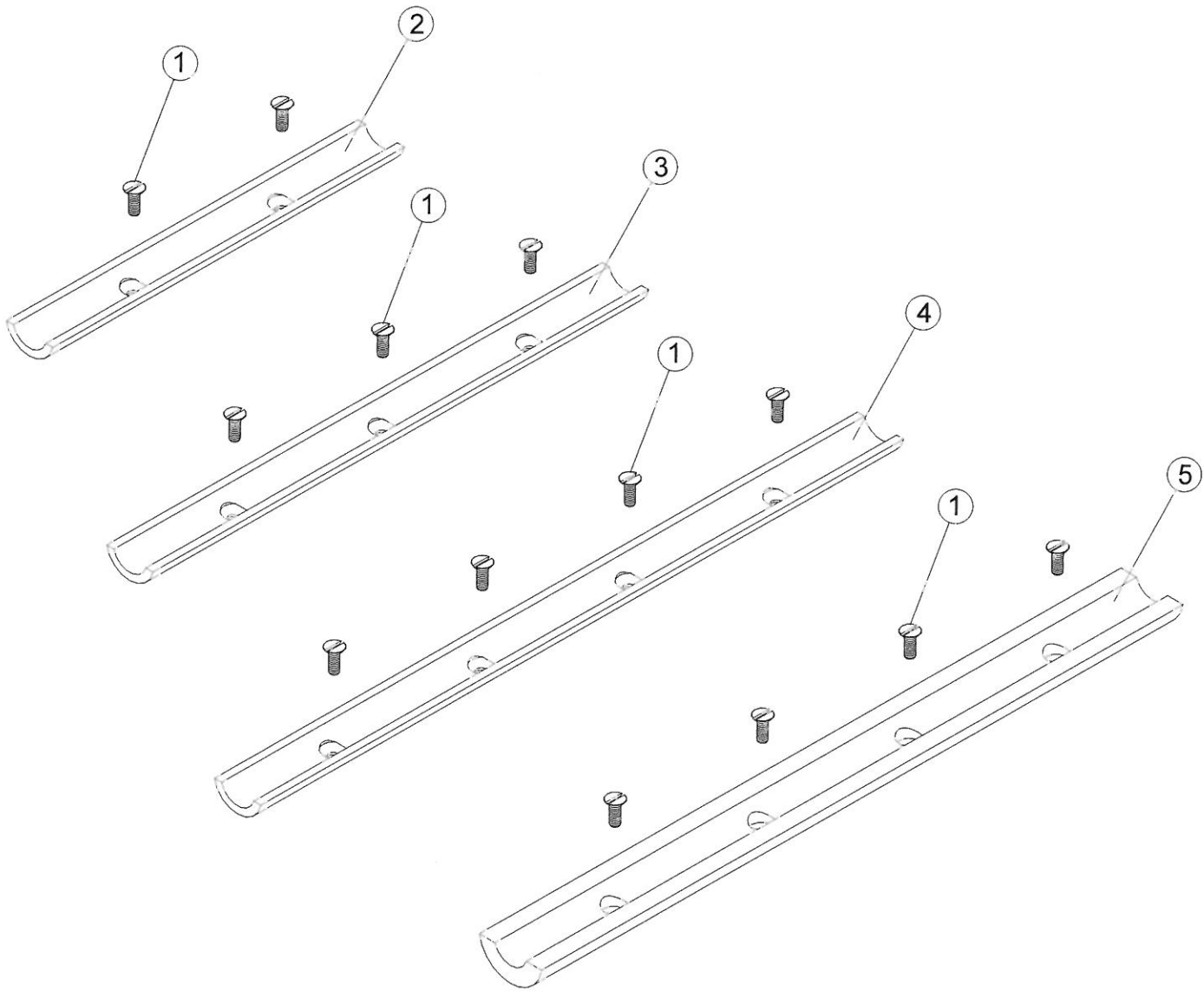


NOTES:

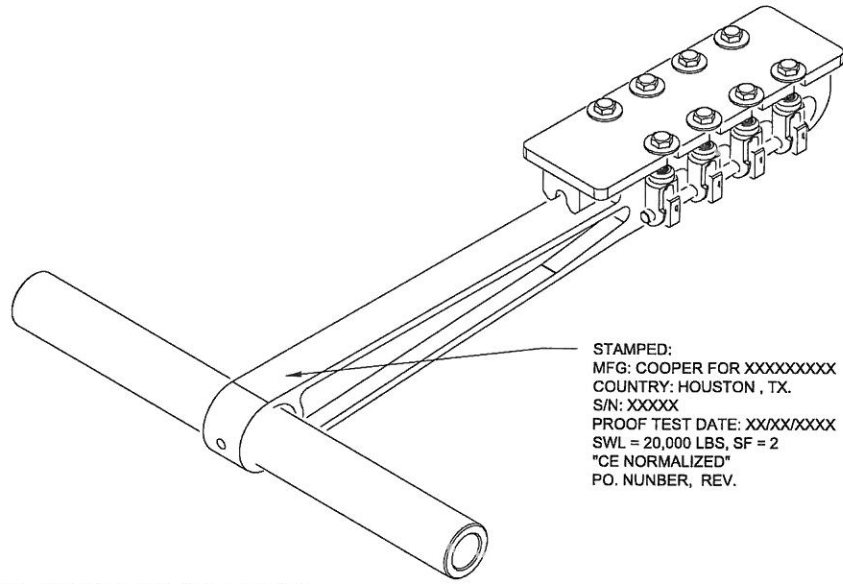
1. SWL = 20,000 LBS
2. SF = 2
3. MATERIAL CERTS PROVIDED
4. MPI CERTS PROVIDED
5. PULL TEST CERTS PROVIDED
6. CE DECLARATION PROVIDED

LINERS AND SCREWS

<p>1. CM01-315 SCREW</p>	<p>2. CM116-307 LINER (SET)</p> <p>CM116-307A - 3/16" LINER CM116-307B - 7/32" LINER CM116-307C - 1/4" LINER CM116-307D - 9/32" LINER CM116-307E - 5/16" LINER CM116-307F - 11/32" LINER CM116-307G - 3/8" LINER CM116-307H - 7/16" LINER CM116-307I - 15/32" LINER CM116-307J - 1/2" LINER CM116-307K - 17/32" LINER CM116-307L - 9/16" LINER CM116-307M - .520" LINER CM116-307N - .540" LINER</p>	<p>3. CM115-307 LINER (SET)</p> <p>CM115-307A - 3/16" LINER CM115-307B - 7/32" LINER CM115-307C - 1/4" LINER CM115-307D - 9/32" LINER CM115-307E - 5/16" LINER CM115-307F - 11/32" LINER CM115-307G - 3/8" LINER CM115-307H - 7/16" LINER CM115-307I - 15/32" LINER CM115-307J - 1/2" LINER CM115-307K - 17/32" LINER CM115-307L - 9/16" LINER CM115-307M - .520" LINER CM115-307N - .540" LINER</p>	<p>4. CM01-311 LINER (SET)</p> <p>CM01-311A - 3/16" LINER CM01-311B - 7/32" LINER CM01-311C - 1/4" LINER CM01-311D - 9/32" LINER CM01-311E - 5/16" LINER CM01-311F - 11/32" LINER CM01-311G - 3/8" LINER CM01-311H - 7/16" LINER CM01-311I - 15/32" LINER CM01-311J - 1/2" LINER CM01-311K - 17/32" LINER CM01-311L - 9/16" LINER CM01-311M - .520" LINER CM01-311N - .540" LINER</p>	<p>5. CM117-311 LINER (SET)</p> <p>CM117-311A - 3/16" LINER CM117-311B - 7/32" LINER CM117-311C - 1/4" LINER CM117-311D - 9/32" LINER CM117-311E - 5/16" LINER CM117-311F - 11/32" LINER CM117-311G - 3/8" LINER CM117-311H - 7/16" LINER CM117-311I - 15/32" LINER CM117-311J - 1/2" LINER CM117-311K - 17/32" LINER CM117-311L - 9/16" LINER CM117-311M - .520" LINER CM117-311N - .540" LINER</p>
--------------------------	---	---	--	---



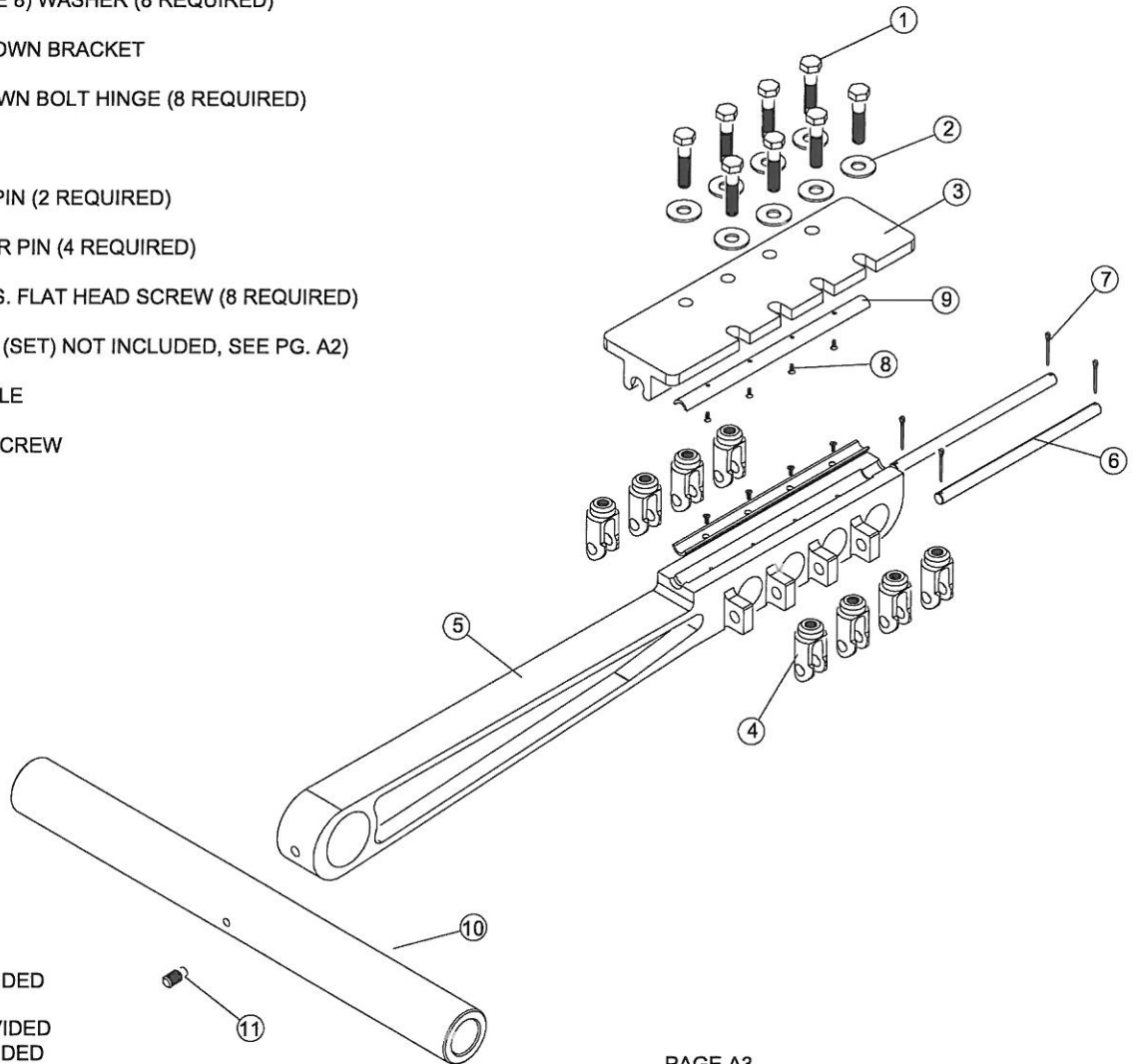
SOLID 60K T-BAR CLAMP ASSEMBLY



STAMPED:
 MFG: COOPER FOR XXXXXXXXX
 COUNTRY: HOUSTON , TX.
 S/N: XXXXX
 PROOF TEST DATE: XX/XX/XXXX
 SWL = 20,000 LBS, SF = 2
 "CE NORMALIZED"
 PO. NUMBER, REV.

CM117-100 - 30"-60K T-BAR CLAMP (LESS SCREWS AND LINERS)

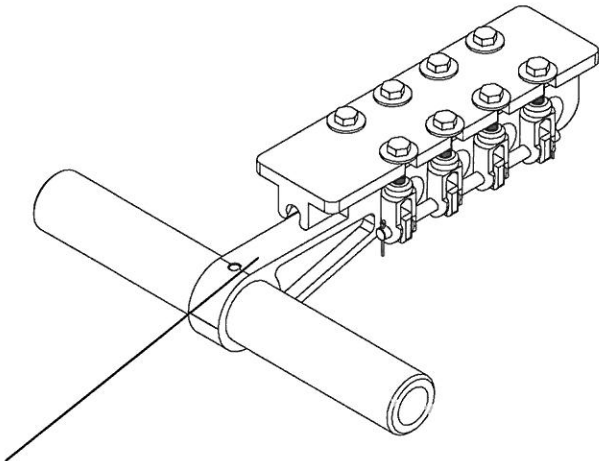
1. CM01-320 (GRADE 8) 1/2-20 x 2.25 LG. BOLT(8 REQUIRED)
2. CM01-321 (GRADE 8) WASHER (8 REQUIRED)
3. CM117-305 TIE DOWN BRACKET
4. CM01-318 TIE DOWN BOLT HINGE (8 REQUIRED)
5. CM117-300 BODY
6. CM01-307 HINGE PIN (2 REQUIRED)
7. CM01-314 COTTER PIN (4 REQUIRED)
8. CM01-315 6-32 S.S. FLAT HEAD SCREW (8 REQUIRED)
9. CM117-311 LINER (SET) NOT INCLUDED, SEE PG. A2)
10. CM406-302 HANDLE
11. CM406-303 SET SCREW



NOTES:

1. SWL = 30,000 LBS
2. SF = 2
3. MATERIAL CERTS PROVIDED
4. MPI CERTS PROVIDED
5. PULL TEST CERTS PROVIDED
6. CE DECLARATION PROVIDED

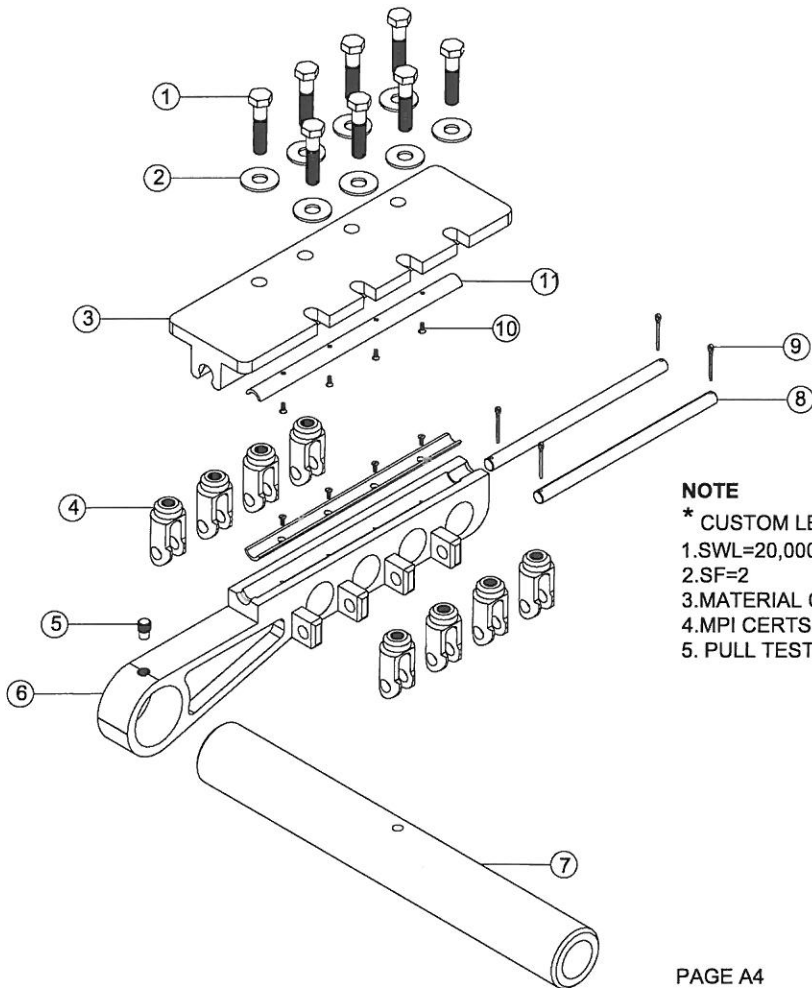
40K SOLID 18" T-BAR CLAMP



STAMPED:
 CUSTOMER PART NO. REV.
 VENDOR NO. & CUST. P.O. #
 MO/YR MFG. & COUNTRY ORIGIN
 CUST. SER. # & SWL & S.F.
 COOPER PART NO.
 PULL TEST CERT. DATE

CM111-100 - 18"-40K T-BAR CLAMP (LESS SCREWS&LINERS)

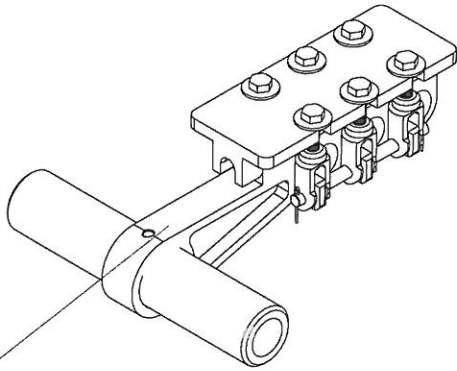
1. CM01-320 (GRADE 8) 1/2-20 x 2.25 LG. BOLT (8 REQUIRED)
2. CM01-321 (GRADE 8) WASHER (8 REQUIRED)
3. CM117-301 TIE DOWN BRACKET
4. CM01-318 TIE DOWN BOLT HINGE (8 REQUIRED)
5. CM112-304 HANDLE SET SCREW
6. CM111-300 BODY
7. CM111-302 15" HANDLE *
8. CM01-307 PIN, TIE DOWN CABLE HANGER (PIVOT HINGE) (2 REQ)
9. CM01-314 COTTER PIN (4 REQUIRED)
10. CM01-315 6-32 S.S. FLAT HEAD SCREW (8 REQUIRED)
11. CM01-311 LINER*(REF. PAGE A2)
12. PULL TEST AND CERTIFY



NOTE

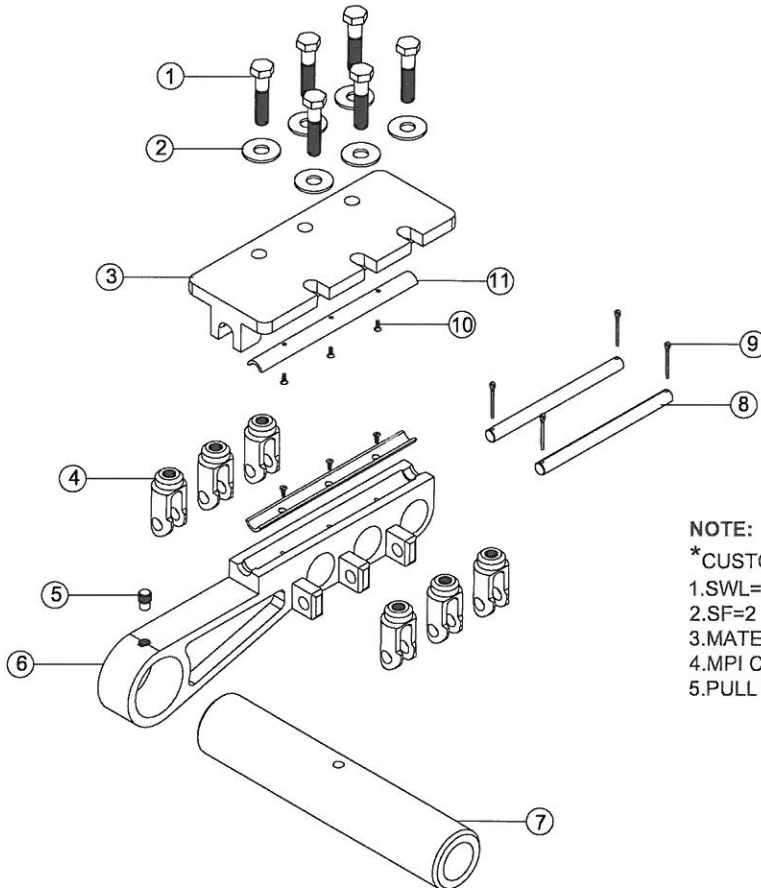
- * CUSTOM LENGTHS AVAILABLE UPON REQUEST
- 1.SWL=20,000LBS.
- 2.SF=2
- 3.MATERIAL CERTS PROVIDED
- 4.MPI CERTS PROVIDED
- 5. PULL TEST CERTS PROVIDED

30K SOLID 15" T-BAR CLAMP



STAMPED:
CUSTOMER PART NO. REV.
VENDOR NO. & CUST. P.O. #
MO/YR MFG. & COUNTRY ORIGIN
CUST. SER. # & SWL & S.F.
COOPER PART NO.
PULL TEST CERT. DATE

- CM112-100 - 15"-30K T-BAR CLAMP (LESS SCREWS&LINERS)
1. CM01-320 (GRADE 8) 1/2-20 x 2.25 LG. BOLT (8 REQUIRED)
 2. CM01-321 (GRADE 8) WASHER (8 REQUIRED)
 3. CM112-301 TIE DOWN BRACKET
 4. CM01-318 TIE DOWN BOLT HINGE (8 REQUIRED)
 5. CM112-304 HANDLE SET SCREW
 6. CM112-300 BODY
 7. CM112-302 12" HANDLE *
 8. CM01-307 PIN,TIE DOWN CABLE HANGER (PIVOT HINGE) (2 REQ)
 9. CM01-314 COTTER PIN (4 REQUIRED)
 10. CM01-315 6-32 S.S. FLAT HEAD SCREW (8 REQUIRED)
 11. CM115-307 LINER (REF PAGE A2)
 12. PULL TEST AND CERTIFY

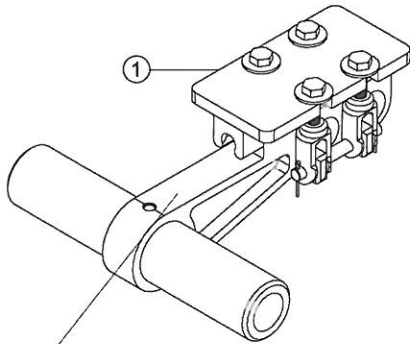


NOTE:
*CUSTOM LENGTHS AVAILABLE UPON REQUEST
1.SWL=15,000 LBS
2.SF=2
3.MATERIAL CERTS PROVIDED
4.MPI CERTS PROVIDED
5.PULL TEST CERTS PROVIDED

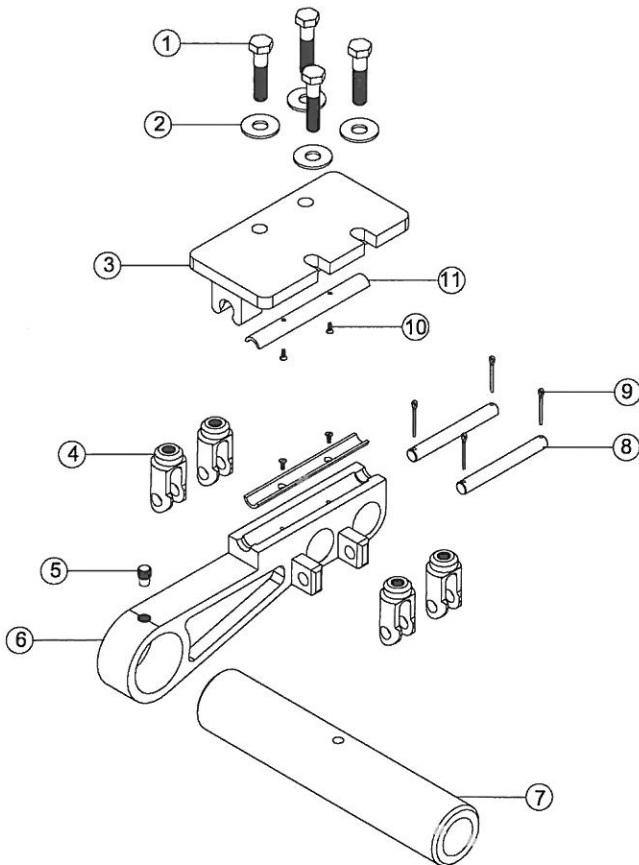
25K SOLID 13" T-BAR CLAMP

CM113-100 - 12-7/8" - 25K T-BAR CLAMP (LESS SCREWS&LINERS)

1. CM01-320 (GRADE 8) 1/2-20 x 2.25 LG. BOLT (8 REQUIRED)
2. CM01-321 (GRADE 8) WASHER (8 REQUIRED)
3. CM113-301 TIE DOWN BRACKET
4. CM01-318 TIE DOWN BOLT HINGE (8 REQUIRED)
5. CM112-304 HANDLE SET SCREW
6. CM113-300 BODY
7. CM112-302 12" HANDLE *
8. CM01-307 PIN, TIE DOWN CABLE HANGER (PIVOT HINGE) (2 REQ)
9. CM01-314 COTTER PIN (4 REQUIRED)
10. CM01-315 6-32 S.S. FLAT HEAD SCREW (8 REQUIRED)
11. CM116-307 LINER (REF PAGE A2)
12. PULL TEST AND CERTIFY



STAMPED:
 CUSTOMER PART NO. REV.
 VENDOR NO. & CUST. P.O. #
 MO/YR MFG. & COUNTRY ORIGIN
 CUST. SER. # & SWL & S.F.
 COOPER PART NO.
 PULL TEST CERT. DATE



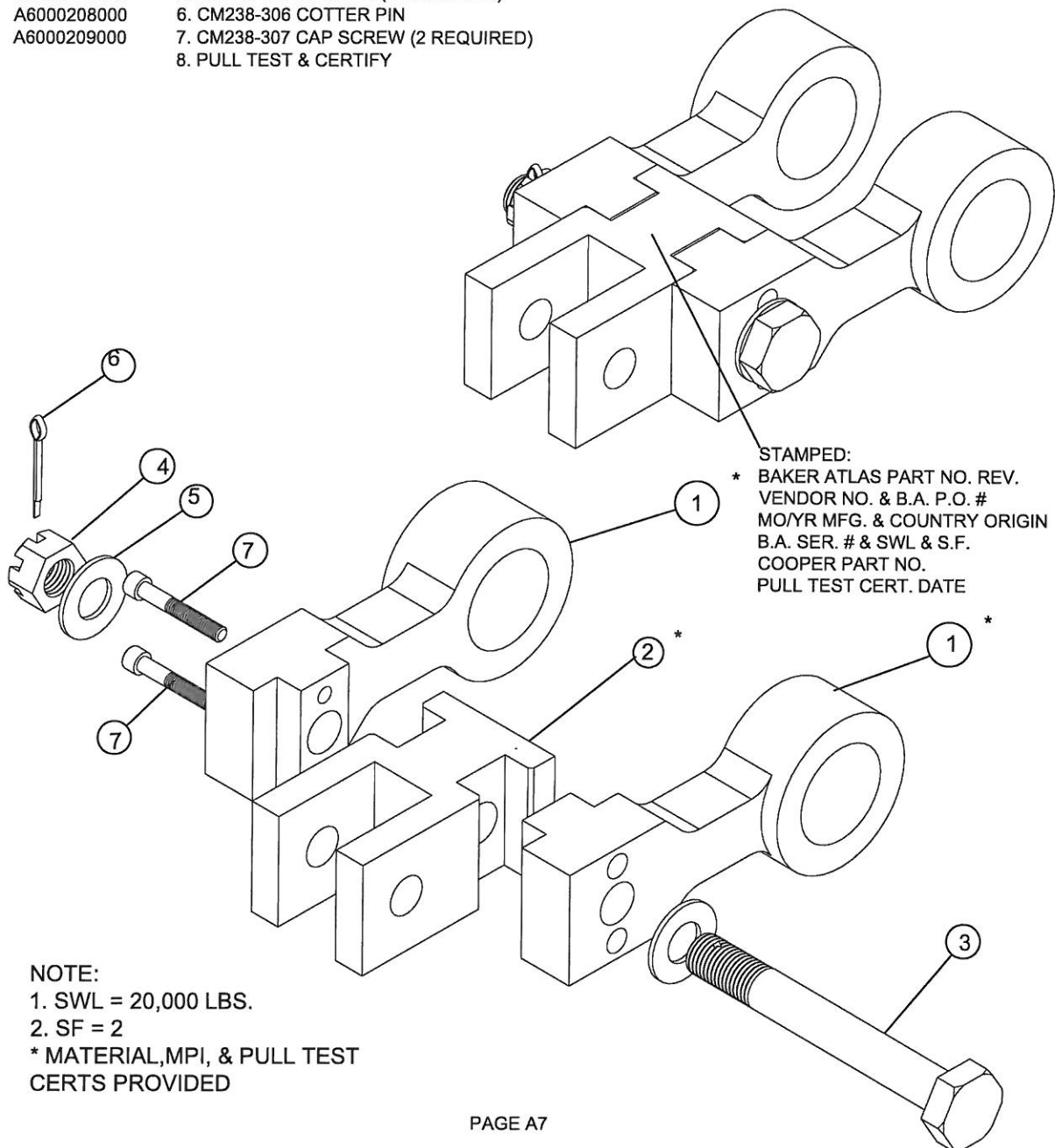
NOTE:

- * CUSTOM LENGTHS AVAILABLE UPON REQUEST
- 1. SWL = 12,500 LBS.
- 2. SF=2
- 3. MATERIAL CERTS PROVIDED
- 4. MPI CERTS PROVIDED
- 5. PULL TEST CERTS PROVIDED UPON REQUEST

T-BAR CLAMP LOAD CELL ADAPTER (REV. E)

ATLAS PART NO. COOPER PART NO.

A3001904000	CM238-100B LOAD CELL PULLER
A2001904100	1. CM238-302 ARM (2 REQUIRED) *
A2001904200	2. CM238-301 BODY*
A2001904400	3. CM238-303 1" 8 UNC GR8 HEX BOLT
A6000206000	4. CM238-304 NUT
A6000207000	5. CM238-305 WASHER (2 REQUIRED)
A6000208000	6. CM238-306 COTTER PIN
A6000209000	7. CM238-307 CAP SCREW (2 REQUIRED)
	8. PULL TEST & CERTIFY

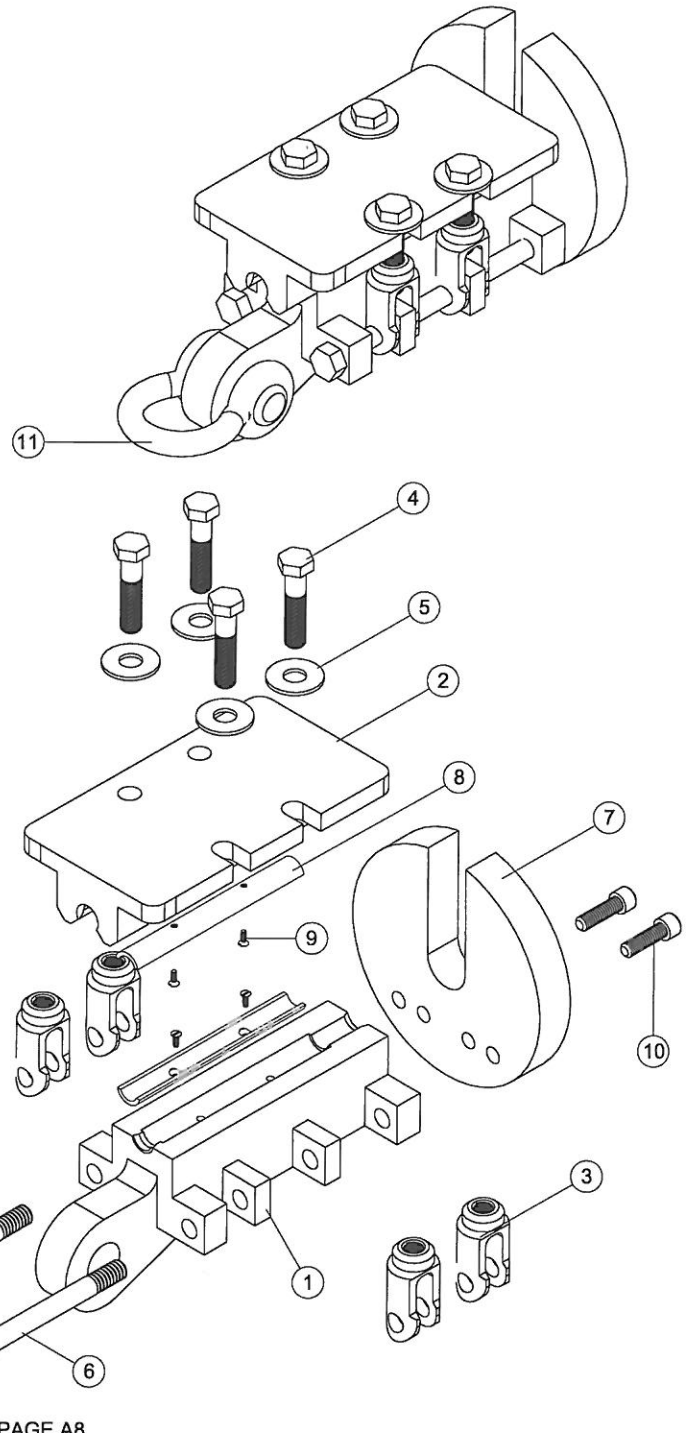


NOTE:
 1. SWL = 20,000 LBS.
 2. SF = 2
 * MATERIAL, MPI, & PULL TEST
 CERTS PROVIDED

25K C-PLATE CLAMP

CM116-100 - 25K WIRE CLAMP ASSEMBLY

1. CM116-300 - 25K CLAMP BODY
2. CM116-305 - 25K TIE DOWN BAR
3. CM01-318 - BOLT HINGE (4 REQUIRED)
4. CM01-320 - 1/2"-20 GRADE 8 BOLT (4 REQUIRED)
5. CM01-321 - GRADE 8 FLAT WASHER (4 REQUIRED)
6. CM116-306 - BODY BOLTS (2 REQUIRED)
7. CM114-308 - C-PLATE (DIAMETERS OPTIONAL)
8. CM116-307 - LINER (SET)
9. CM01-315 - 6-32 S.S. FLAT HEAD SCREW (4 REQUIRED)
10. CM114-309 - 3/8"-16 x 1-1/4" SOCKET HEAD CAP SCREWS (2 REQUIRED)
11. CM116-308 - 7/8" SHACKLE (SWL=13K SF=6)
12. PULL TEST CERTIFY



NOTES:

1. SWL = 12,500 LBS
2. SF = 2
3. MATERIAL CERTS PROVIDED
4. MPI CERTS PROVIDED
5. PULL TEST CERTS PROVIDED

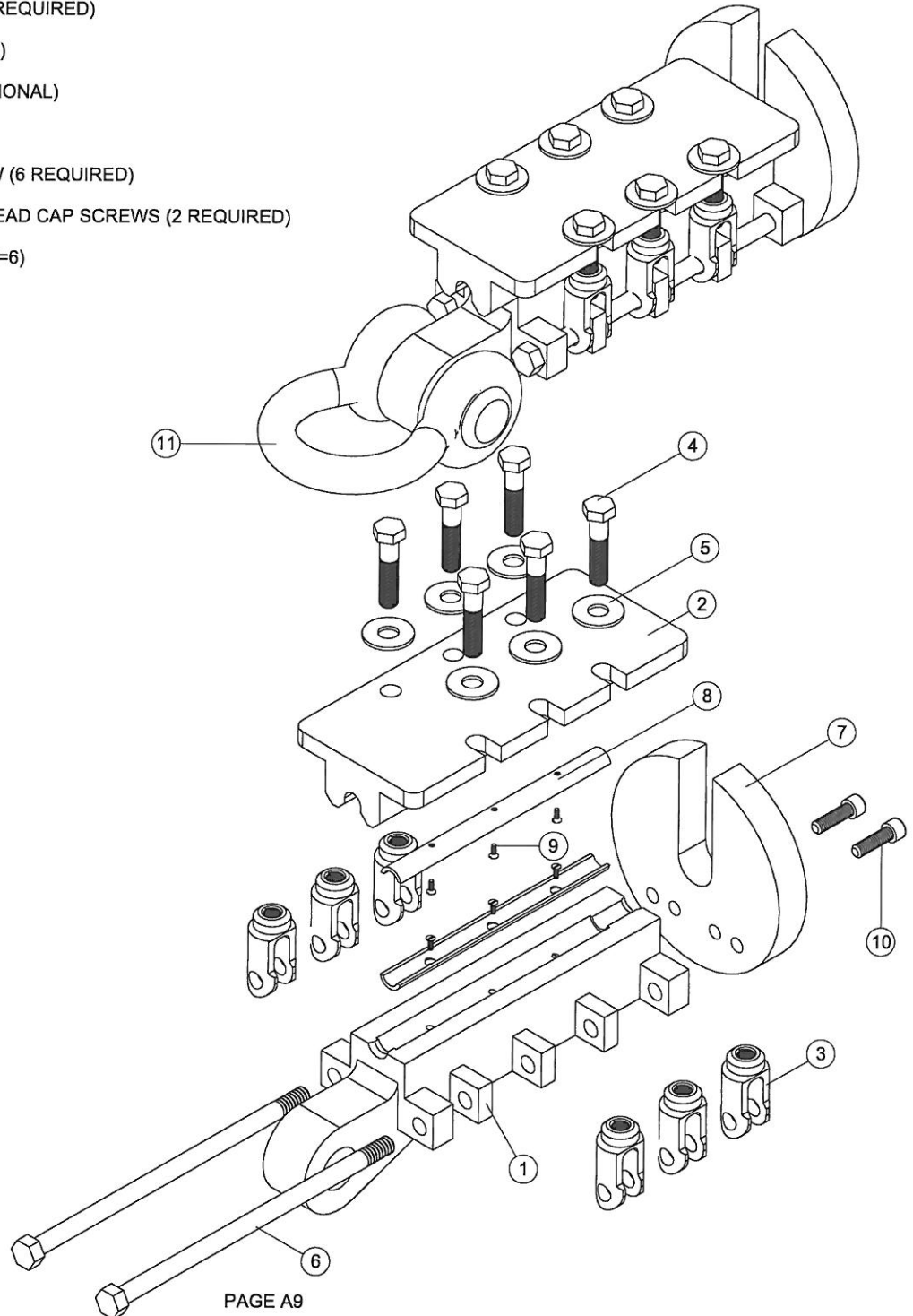
30K C-PLATE CLAMP

CM115-100 - 30K WIRE CLAMP ASSEMBLY

1. CM115-300 - 30K CLAMP BODY
2. CM115-305 - 30K TIE DOWN BAR
3. CM01-318 - BOLT HINGE (6 REQUIRED)
4. CM01-320 - 1/2"-20 GRADE 8 BOLT (6 REQUIRED)
5. CM01-321 - GRADE 8 FLAT WASHER (6 REQUIRED)
6. CM115-306 - BODY BOLTS (2 REQUIRED)
7. CM114-308 - C-PLATE (DIAMETERS OPTIONAL)
8. CM115-307 - LINER (SET)
9. CM01-315 - 6-32 S.S. FLAT HEAD SCREW (6 REQUIRED)
10. CM114-309 - 3/8"-16 x 1-1/4" SOCKET HEAD CAP SCREWS (2 REQUIRED)
11. CM115-308 - 1" SHACKLE (SWL=17K SF=6)
12. PULL TEST CERTIFY

NOTES:

1. SWL = 15,000 LBS
2. SF = 2
3. MATERIAL CERTS PROVIDED
4. MPI CERTS PROVIDED
5. PULL TEST CERTS PROVIDED





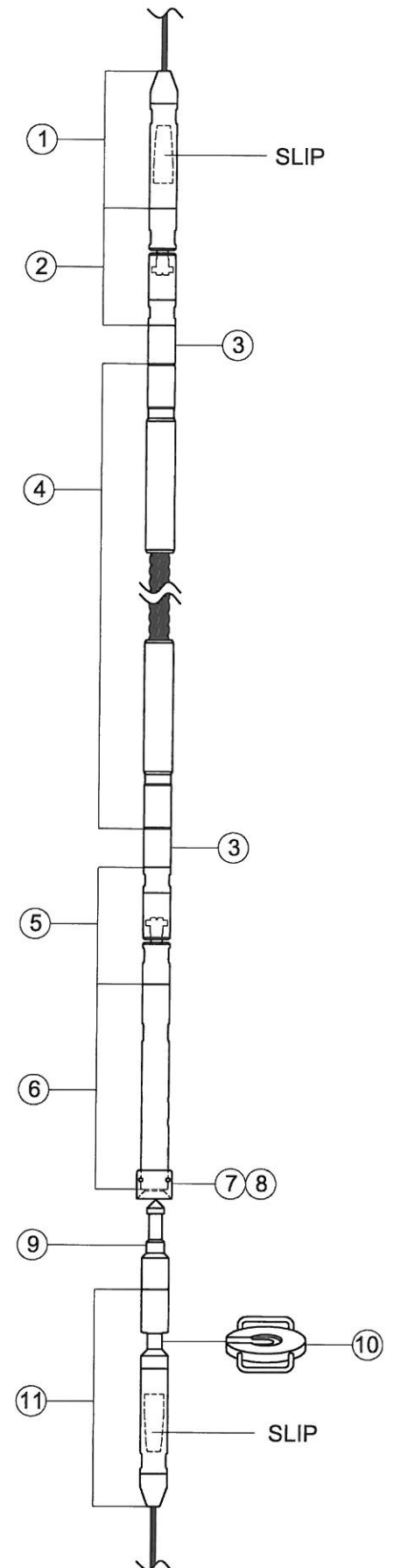
COOPER MANUFACTURING & SUPPLY INC.
2 1/8" WIRELINE STRIPPING ASSEMBLY

CM42-500 - 2-1/8" WIRELINE STRIPPING ASSEMBLY

1. CM72-101U - UPPER ROPE SOCKET
2. CM109-100U - KNUCKEL SWIVEL
3. CM42-302 - ADAPTER (2 REQUIRED)
4. CM42-100 - FLEXIBLE SINKER BAR
5. CM109-100L - KNUCKEL SWIVEL
6. CM65-100 - OVERSHOT
7. CM65-310 - 2-3/4" OVERSIZED GUIDE
8. CM65-311 - 3-1/4" OVERSIZED GUIDE
9. CM65-308 - SPEARHEAD SUB
10. CM12-321 - 4-1/2" I.F. HANG OFF PLATE (SEE NOTE 1)
11. CM72-100L - LOWER ROPE SOCKET
12. PULL TEST AND CERTIFY

NOTES:

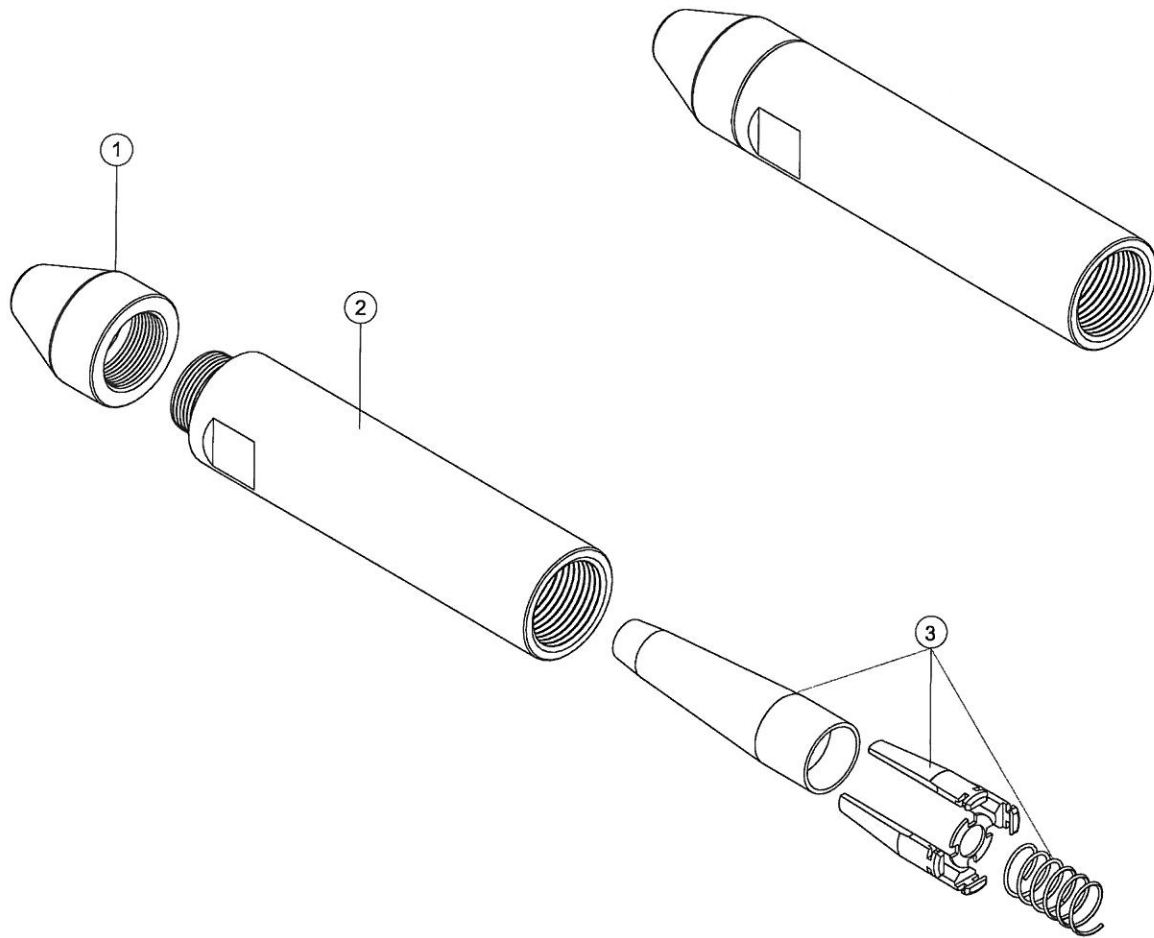
1. OTHER SIZES AVAILABLE
2. SWL = 25,000 LBS
3. SF = 3
4. MATERIAL CERTS PROVIDED
5. MPI CERTS PROVIDED
6. PULL TEST CERTS PROVIDED



2-1/8" UPPER ROPE SOCKET

CM72-101-U 2-1/8" UPPER ROPE SOCKET ASSEMBLY

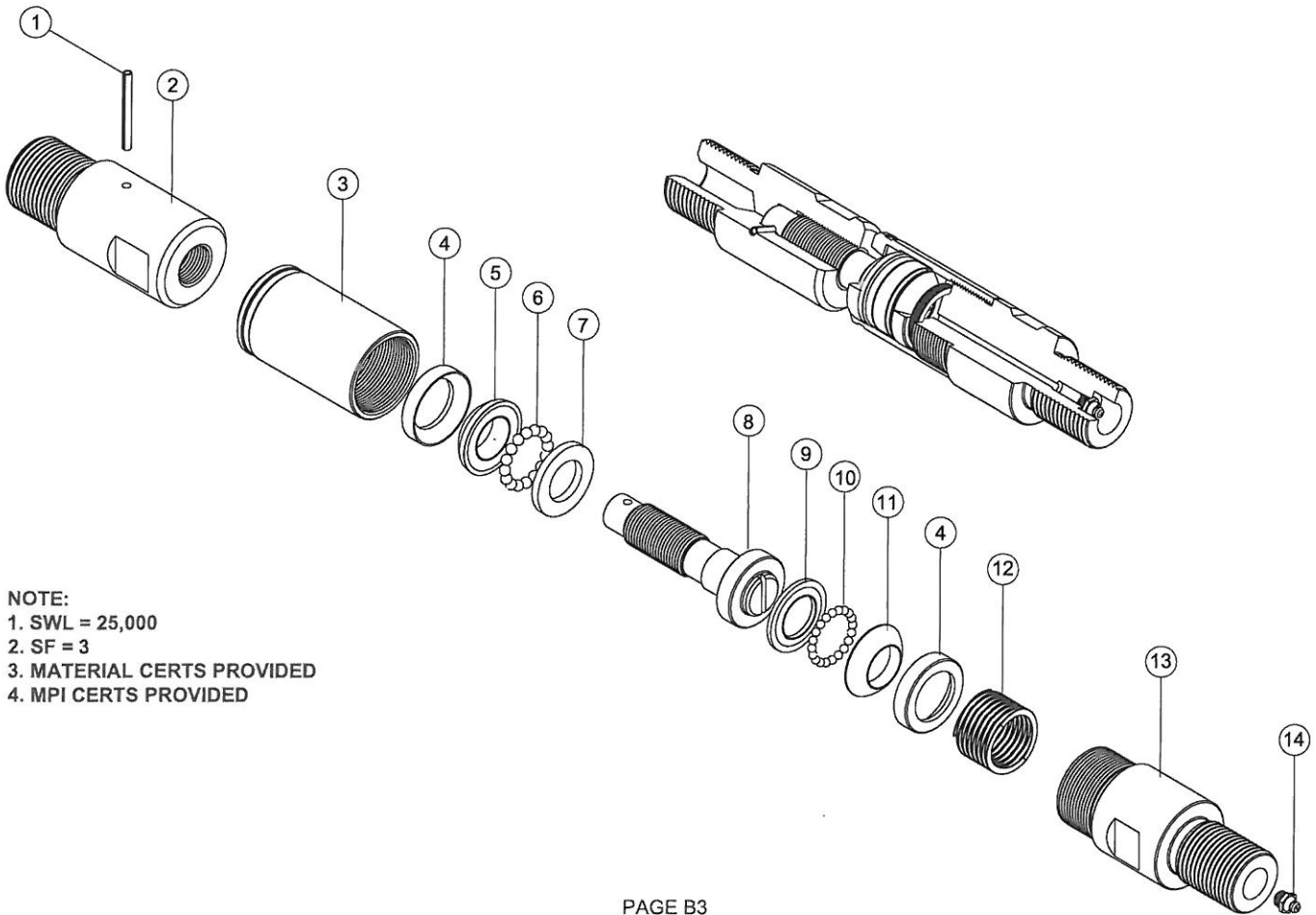
1. CM72-302 NOSE CONE
2. CM72-301 ROPE SOCKET BODY
3. CM72-305 (15/32" WIRE) SLIP ASSEMBLY (STD.) (RANGE .392-.468)
CM72-304 (17/32" WIRE) (OPTIONAL) (RANGE .470-.531)
3. JAW ASSEMBLY (PART OF SLIP ASSEMBLY)
3. JAW ASSEMBLY SPRING (PART OF SLIP ASSEMBLY)



2-1/8" UPPER KNUCKLE SWIVEL

CM109-100-U 2-1/8" KNUCKLE SWIVEL ASSEMBLY

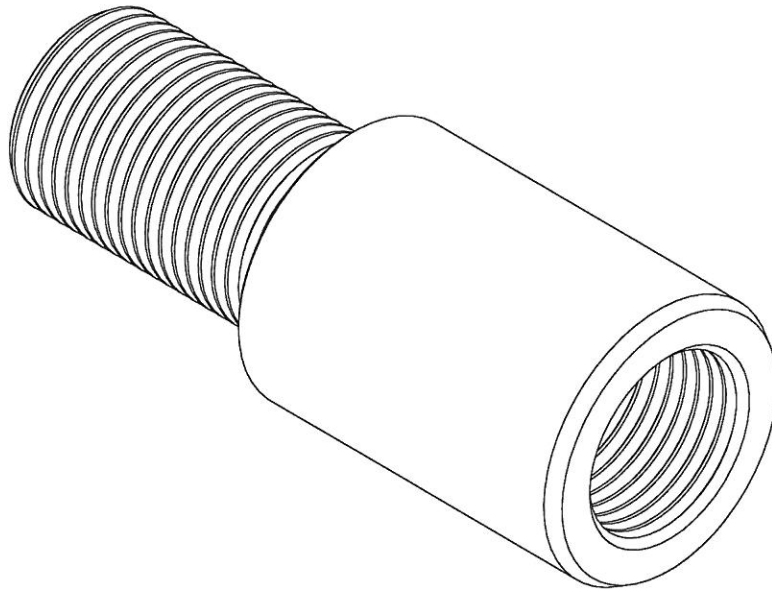
1. CM71-313 SLOTTED SPRING PIN
2. CM71-310 BOTTOM SUB
3. CM71-301 BODY
4. CM71-306 BEARING CUP (2 REQUIRED)
5. CM109-303 LOWER BEARING CONE
6. CM71-312 BALL BEARING
7. CM71-307 LOWER BEARING RACE
8. CM109-305 BEARING PIN
9. CM109-306 UPPER BEARING RACE
10. CM109-310 3/16" BALL BEARING
11. CM109-307 UPPER BEARING CONE
12. CM71-311 CREST TO CREST SPRING
13. CM71-304 UPPER SUB
14. CM71-314 GREASE FITTING



NOTE:
1. SWL = 25,000
2. SF = 3
3. MATERIAL CERTS PROVIDED
4. MPI CERTS PROVIDED

2-1/8" SINKER BAR ADAPTER

CM42-302 ADAPTER (2 REQUIRED)



NOTES:

1. SWL = 25,000 LBS.
2. SF = 3
3. MATERIAL CERTS PROVIDED
4. MPI CERTS PROVIDED

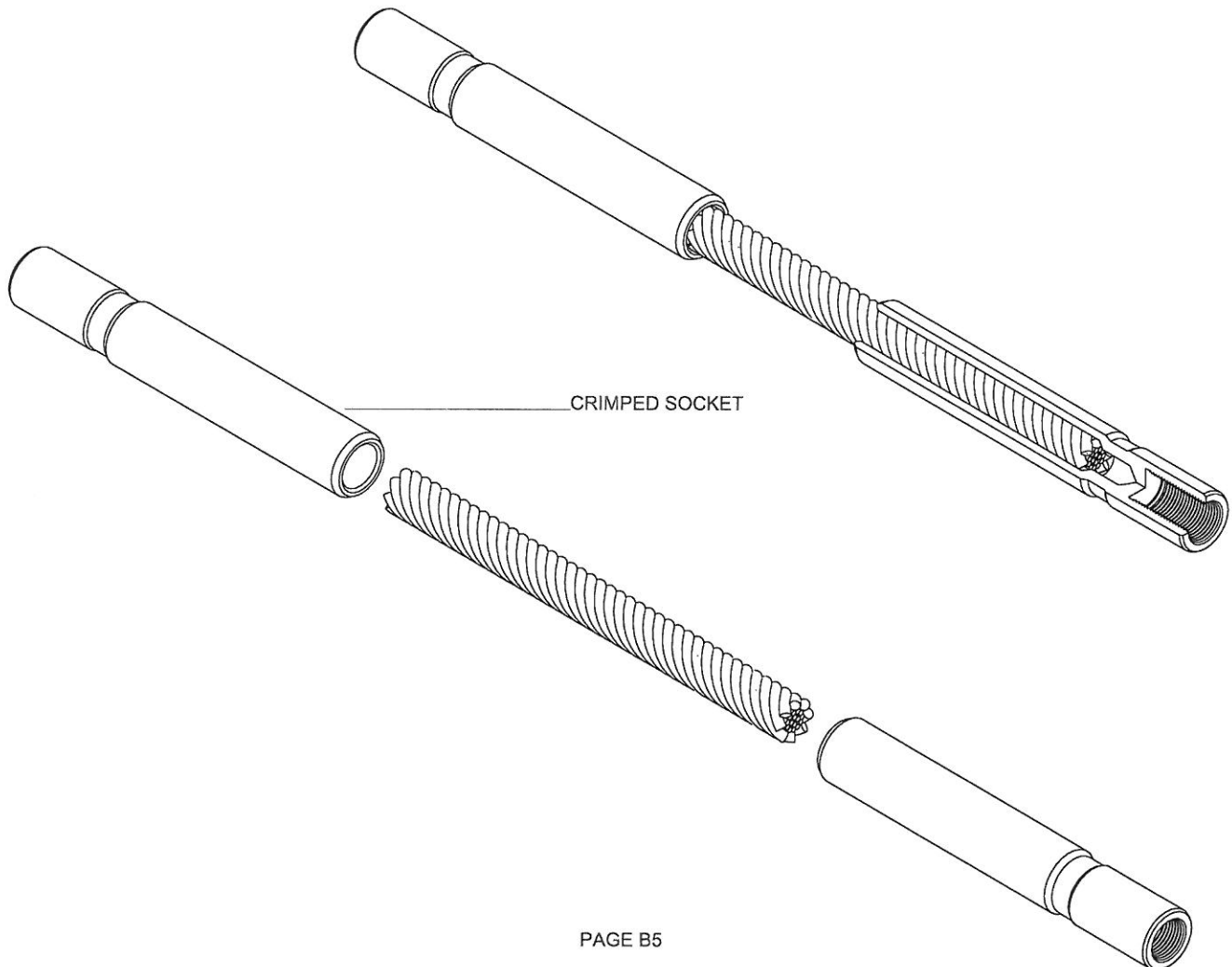
2-1/8" FLEXIBLE SINKER BAR

CM42-100 2-1/8" FLEXIBLE SINKER BAR ASSEMBLY, 26' 5.5" STD. *

NOTE:

* CUSTOM LENGTHS AVAILABLE UPON REQUEST

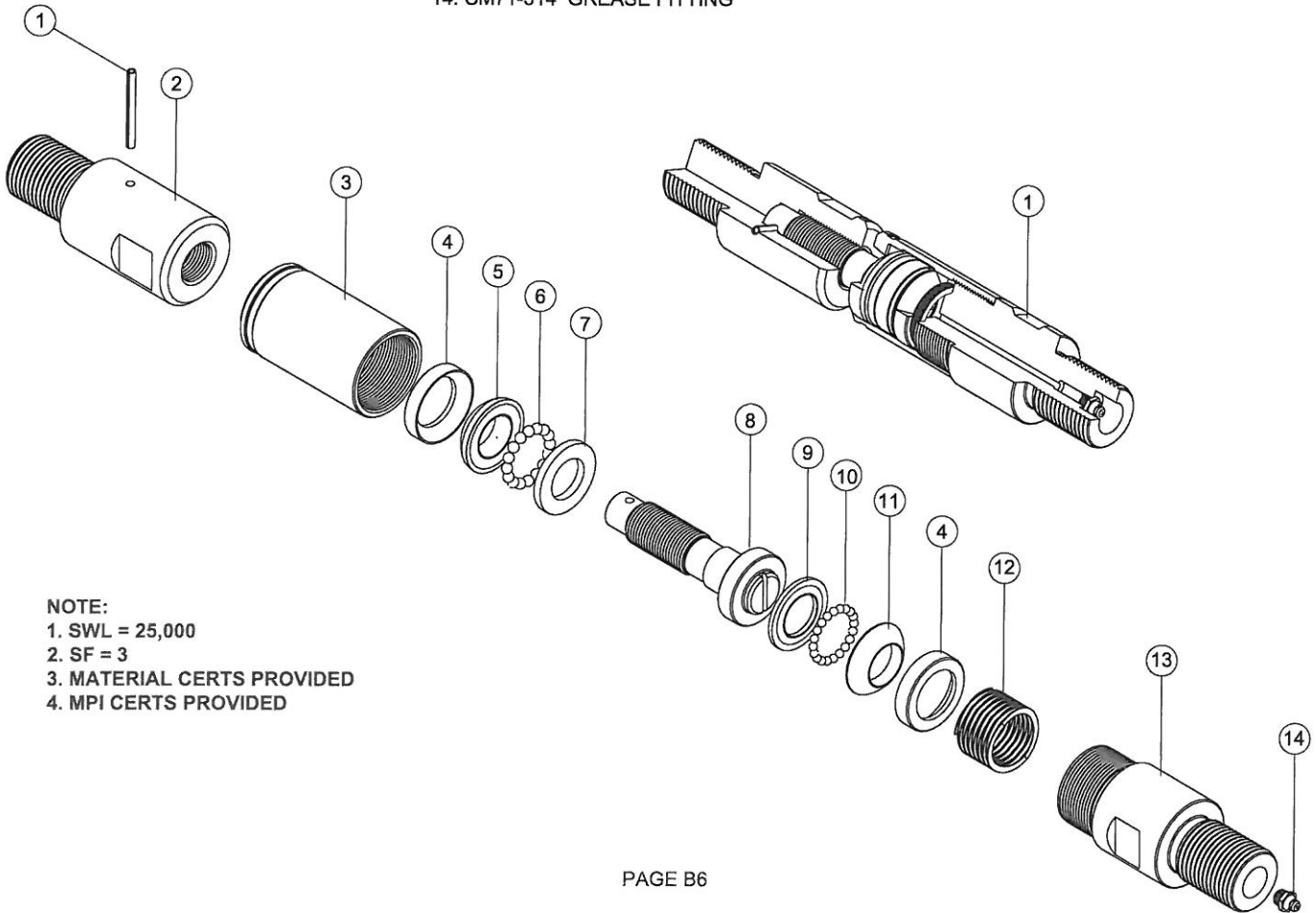
1. ASSEMBLY REQUIRES TWO CRIMPED SOCKETS CM42-301
NEW CRIMPED SOCKET INSTALLATION AVAILABLE
2. PULL TEST CERTS PROVIDED
3. SWL = 25,000 LBS.
4. SF = 3
5. MPI CERTS PROVIDED



2-1/8" LOWER KNUCKLE SWIVEL

CM109-100-L 2-1/8" KNUCKLE SWIVEL ASSEMBLY

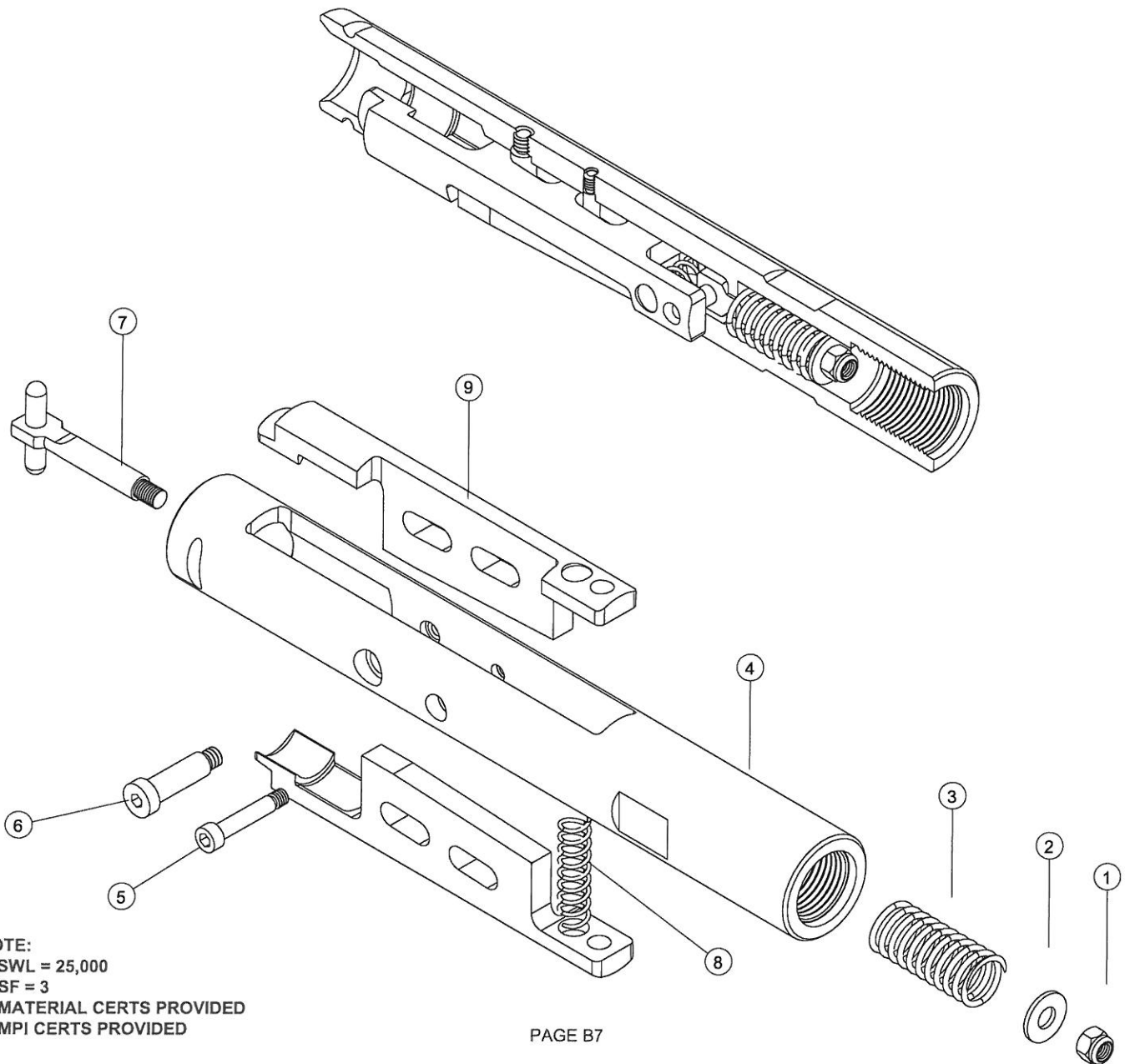
1. CM71-313 SLOTTED SPRING PIN
2. CM71-302 BOTTOM SUB
3. CM71-301 BODY
4. CM71-306 BEARING CUP (2 REQUIRED)
5. CM109-303 LOWER BEARING CONE
6. CM71-312 BALL BEARING
7. CM71-307 LOWER BEARING RACE
8. CM109-305 BEARING PIN
9. CM109-306 UPPER BEARING RACE
10. CM109-310 3/16" BALL BEARING
11. CM109-307 UPPER BEARING CONE
12. CM71-311 CREST TO CREST SPRING
13. CM71-304 UPPER SUB
14. CM71-314 GREASE FITTING



2-1/8" OVERSHOT

CM65-100 2-1/8" OVERSHOT ASSEMBLY

1. CM65-312 TEFLON LOCK NUT
2. CM65-313 WASHER
3. CM65-304 RELEASE SPRING
4. CM65-301 OVERSHOT BODY
5. CM65-306 STOP PIN
6. CM65-305 PIVOT PIN
7. CM65-303 RELEASE ARM
8. CM65-307 LATCH SPRING
9. CM65-302 OVERSHOT JAW (SET OF 2)



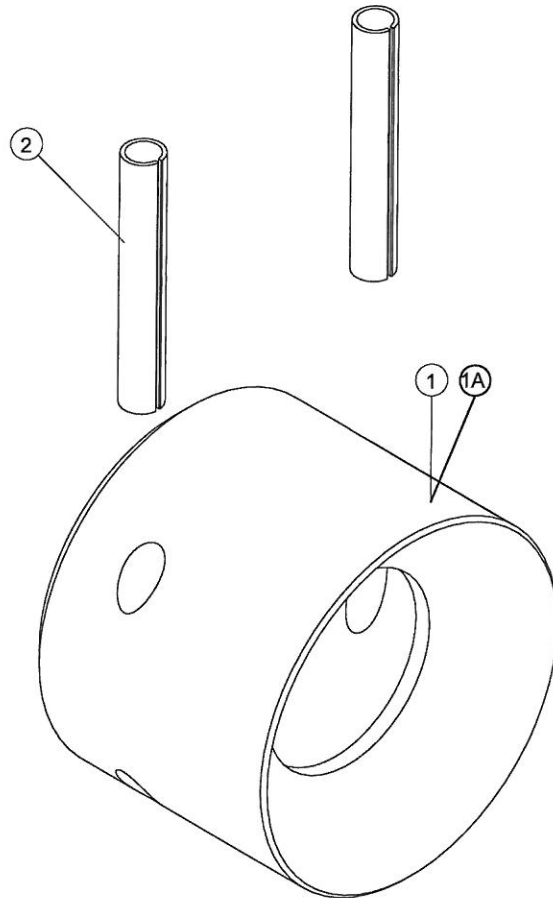
OVERSIZE GUIDE FOR 2-1/8" OVERSHOT

CM65-300 2 1/8" OVERSIZED GUIDE ASSY.

1. CM65-310 2 1/8" OVERSIZED GUIDE (2 3/4" O.D.) (STANDARD)

1A. CM65-311 2 1/8" OVERSIZED GUIDE (3 1/4" OPTIONAL)

2. CM65-315 2 1/8" OVERSIZED GUIDE PIN

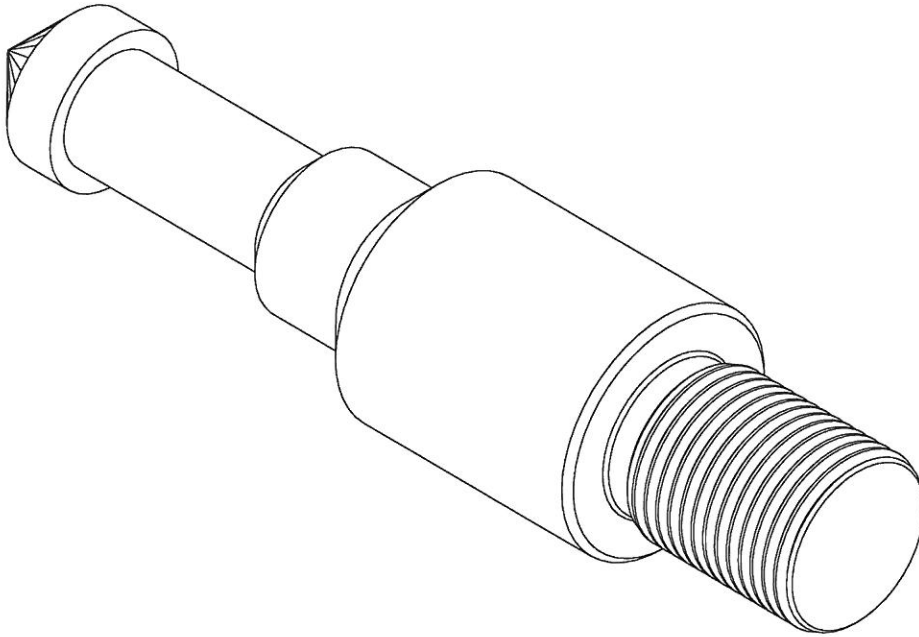


NOTE:

- 1. MATERIAL CERTS PROVIDED
- 2. MPI CERTS PROVIDED

2-1/8" SPEARHEAD SUB

CM65-308 2-1/8" SPEAR HEAD SUB

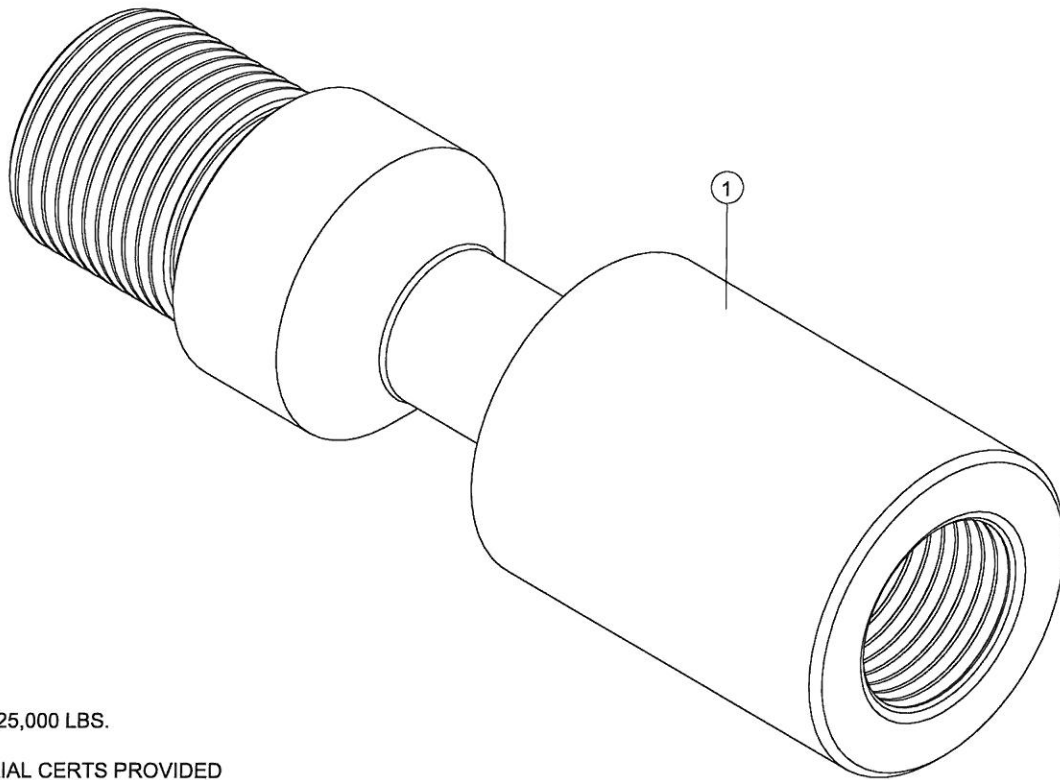


NOTE:

1. SWL = 25,000
2. SF = 3
3. MATERIAL CERTS PROVIDED
4. MPI CERTS PROVIDED

NO-GO SUB 2-3/8" O. D.

1. CM72-309 2-1/8" GO-NOGO SUB



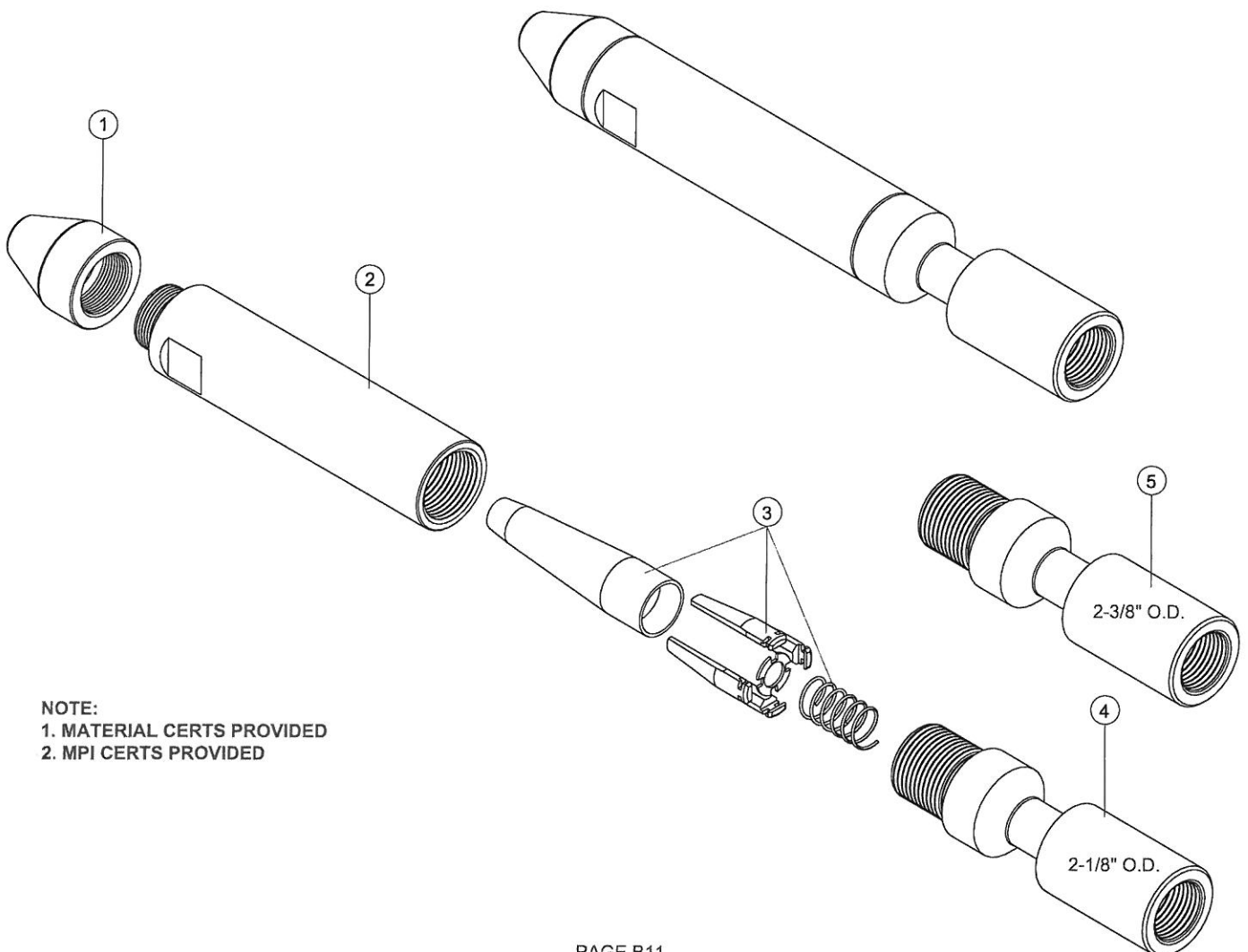
NOTES:

1. SWL = 25,000 LBS.
2. SF = 3
3. MATERIAL CERTS PROVIDED
4. MPI CERTS PROVIDED

2-1/8" LOWER ROPE SOCKET

CM72-101-L 2-1/8" LOWER ROPE SOCKET ASSEMBLY

1. CM72-302 NOSE CONE
2. CM72-301 ROPE SOCKET BODY
3. CM72-305 (15/32" WIRE) SLIP ASSEMBLY (STD.) (RANGE .392-.468)
CM72-304 (17/32" WIRE) (OPTIONAL)(RANGE .470-.531)
3. JAW ASSEMBLY (PART OF SLIP ASSEMBLY)
3. JAW ASSEMBLY SPRING (PART OF SLIP ASSEMBLY)
4. CM72-303 HANG OFF SUB
5. CM72-309 2-1/8" NO-GO SUB (OPTIONAL 2-3/8" O.D.)





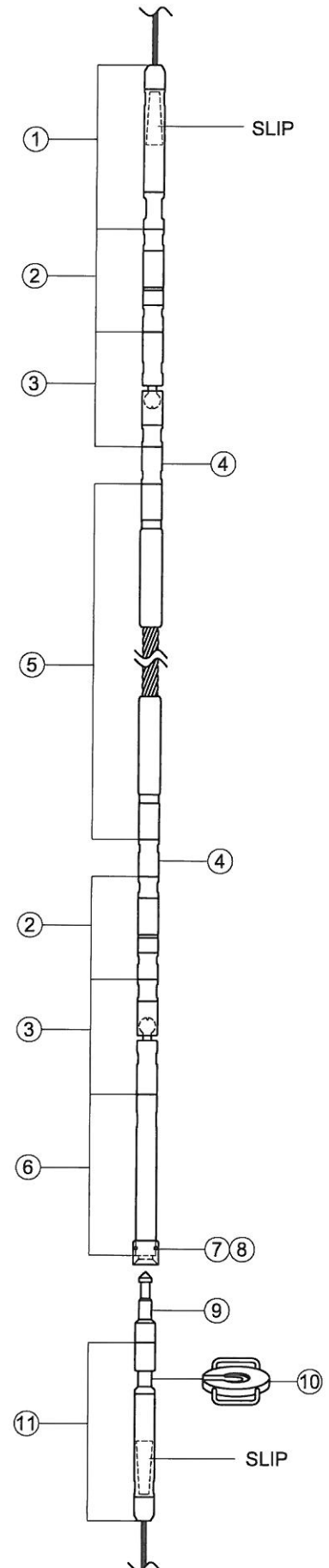
COOPER MANUFACTURING & SUPPLY INC.
1 11/16" WIRELINE STRIPPING ASSEMBLY

CM97-500 1-11/16" WIRELINE STRIPPING ASSEMBLY

1. CM12-104U - UPPER ROPE SOCKET
2. CM98-100 - SINKER BAR SWIVEL (2 REQUIRED)
3. CM93-100 - KNUCKLE JOINT (2 REQUIRED)
4. CM97-302 - ADAPTER (2 REQUIRED)
5. CM97-100 - FEXIBLE SINKER BAR
6. CM76-100 - OVERSHOT
7. CM76-310 - 2-1/8" OVERSIZED GUIDE
8. CM76-311 - 2-3/4" OVERSIZED GUIDE
9. CM12-305 - SPEARHEAD SUB
10. CM12-321 - 4-1/2" I.F. HANG OFF PLATE (SEE NOTE 1.)
11. CM12-102L - LOWER ROPE SOCKET
12. PULL TEST AND CERTIFY

NOTES:

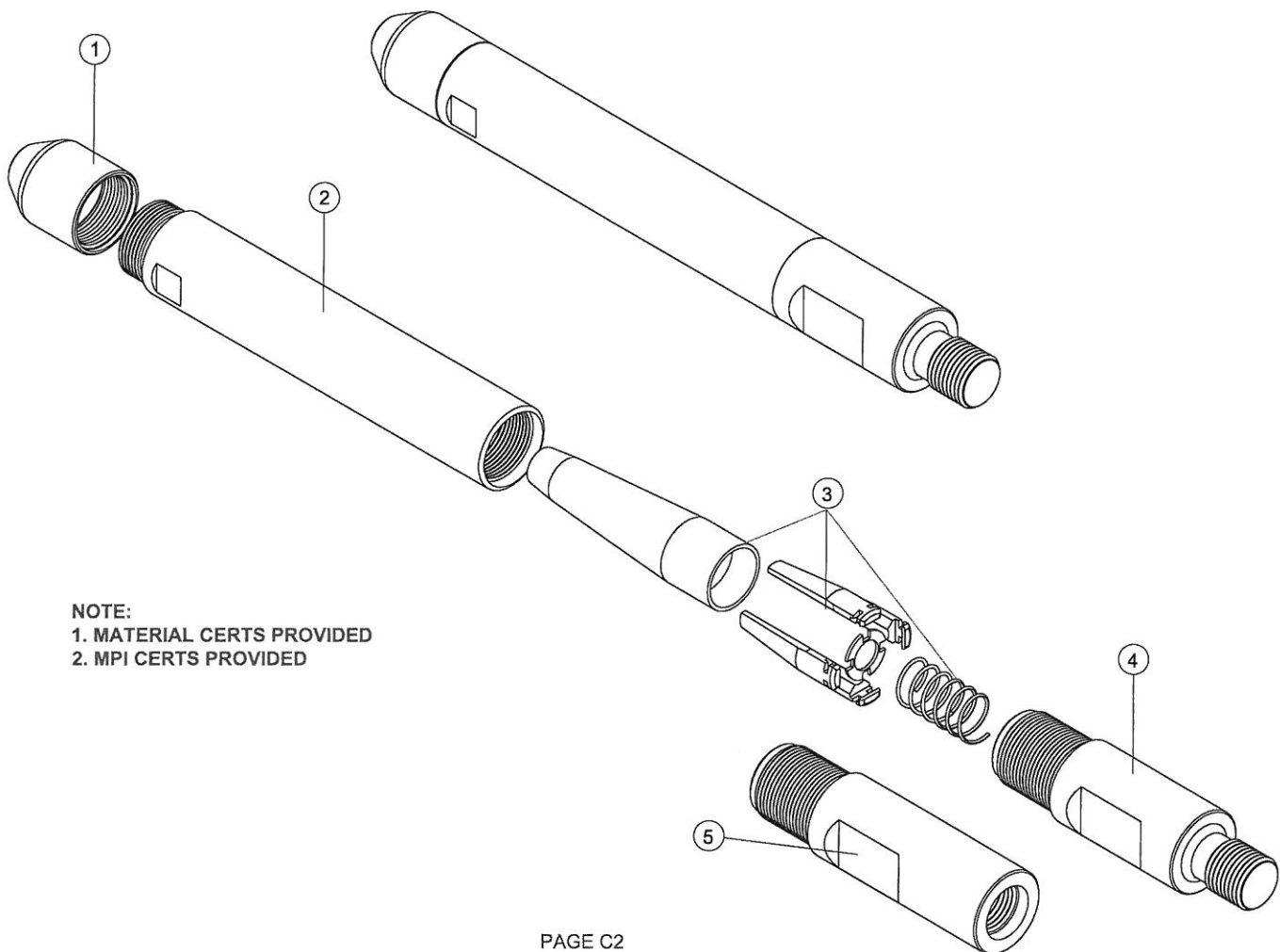
1. OTHER SIZES AVAILABLE
2. SWL = 17,500 LBS
3. SF = 3
4. MATERIAL CERTS PROVIDED
5. MPI CERTS PROVIDED
6. PULL TEST CERTS PROVIDED



1-11/16" UPPER ROPE SOCKET

CM12-104-U 1-11/16" UPPER ROPE SOCKET ASSEMBLY

1. CM12-301 NOSE CONE
2. CM12-304 ROPE SOCKET BODY
3. CM12-313 (17/32" WIRE)(STD.) (RANGE .470-.531)
CM12-309 (15/32" WIRE)(OPTIONAL) (RANGE .392-.468)
CM12-311 (3/8" WIRE) (OPTIONAL) (RANGE .325-.392)
CM12-312 (5/16" WIRE) (OPTIONAL) (RANGE .270-.315)
3. JAW ASSEMBLY (PART OF SLIP ASSEMBLY)
3. JAW ASSEMBLY SPRING (PART OF SLIP ASSEMBLY)
4. CM12-306 UPPER CROSSOVER SUB
5. CM12-324 UPPER CROSSOVER SUB W/BOX (OPTIONAL)

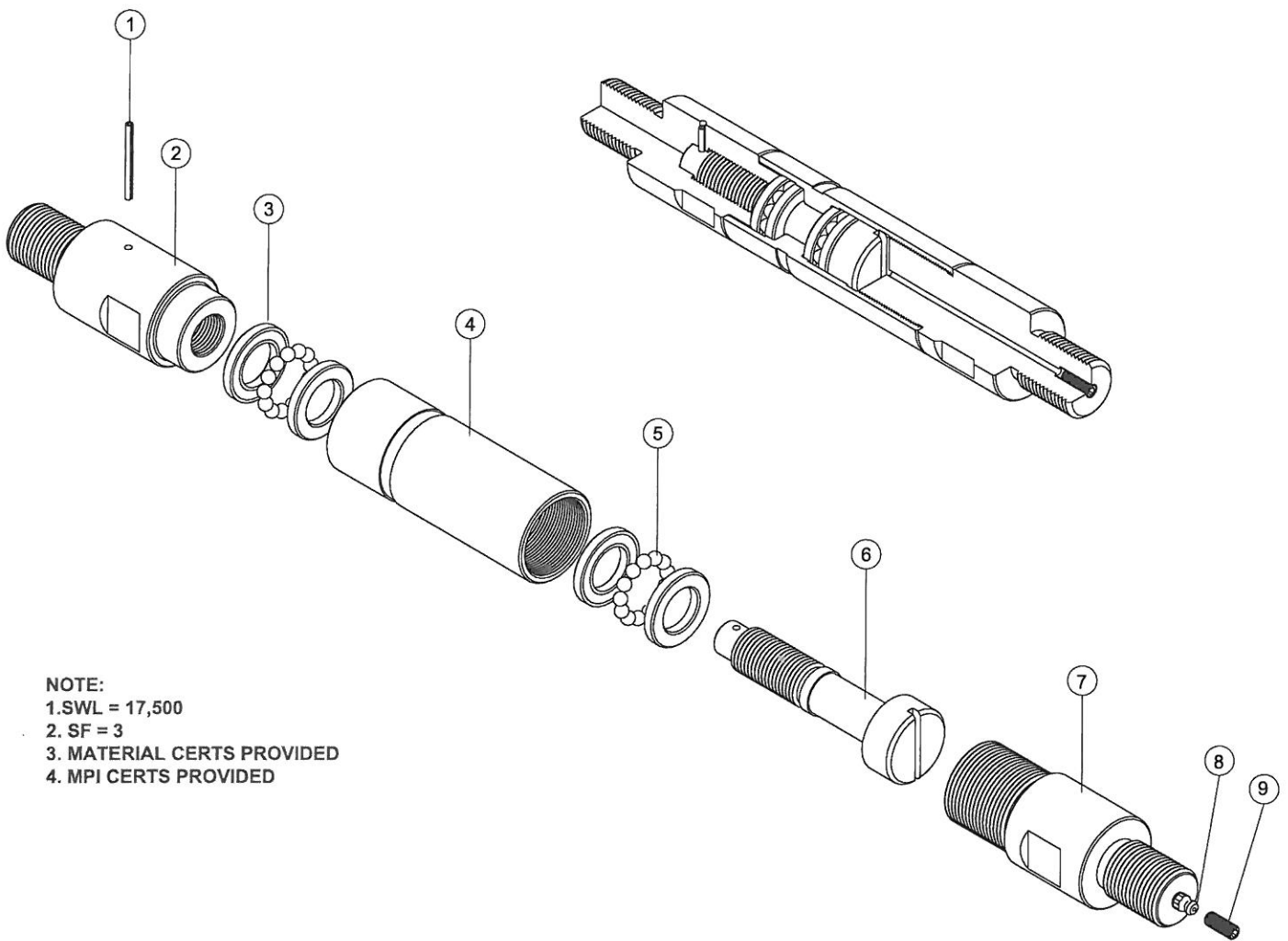


NOTE:
1. MATERIAL CERTS PROVIDED
2. MPI CERTS PROVIDED

1-11/16" SINKER BAR SWIVEL

CM98-100 1-11/16" SINKER BAR SWIVEL ASSEMBLY

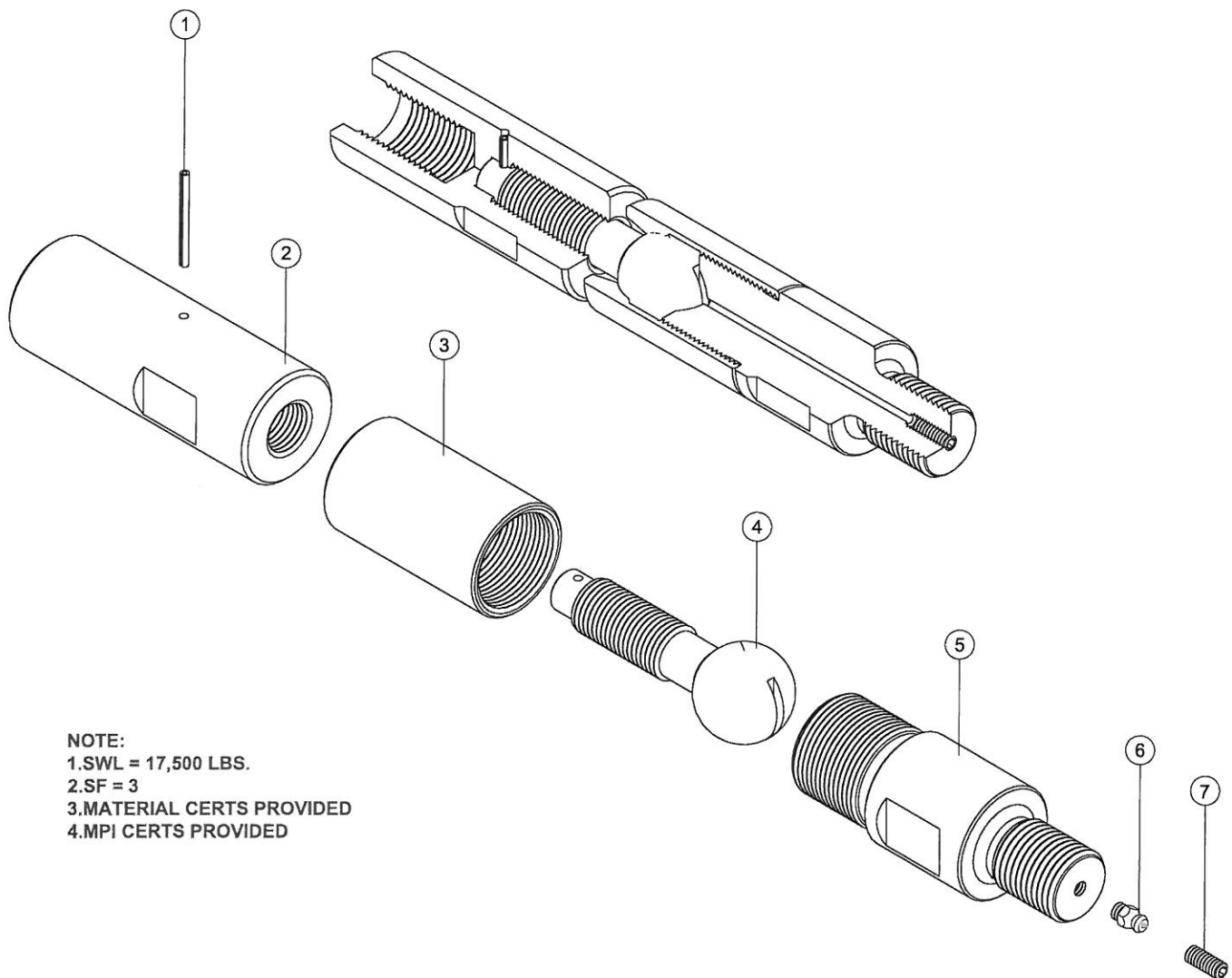
1. CM98-307 SLOTTED SPRING PIN
2. CM98-302 BOTTOM SUB
3. CM98-305 BEARING RACE (4 REQUIRED)
4. CM98-301 BODY
5. CM98-306 BALL BEARING (2 REQUIRED)
6. CM98-303 BEARING PIN
7. CM98-304 UPPER SUB
8. CM98-309 GREASE FITTING
9. CM98-308 SET SCREW (INSTALL AFTER GREASING)



1-11/16" KNUCKLE JOINT

CM93-100 1-11/16" KNUCKLE JOINT ASSEMBLY

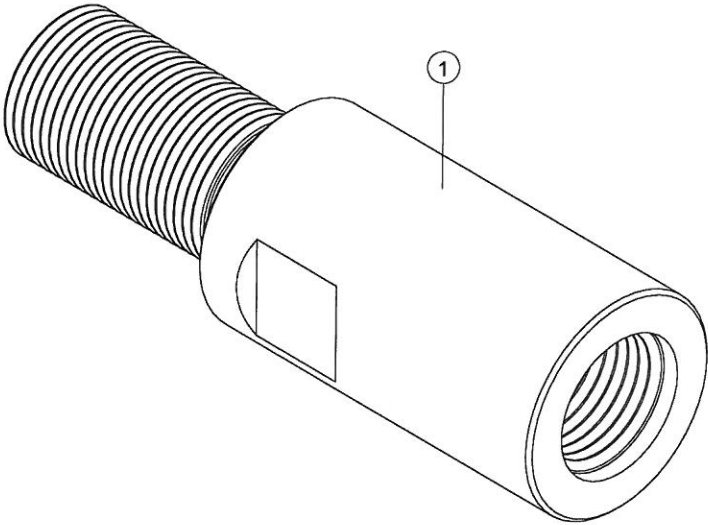
1. CM93-305 SLOTTED SPRING PIN
2. CM93-302 BOTTOM SUB
3. CM93-301 BODY
4. CM93-303 KNUCKLE PIN
5. CM93-304 UPPER SUB
6. CM93-307 GREASE FITTING
7. CM93-306 SET SCREW (INSTALL AFTER GREASING)



NOTE:
1. SWL = 17,500 LBS.
2. SF = 3
3. MATERIAL CERTS PROVIDED
4. MPI CERTS PROVIDED

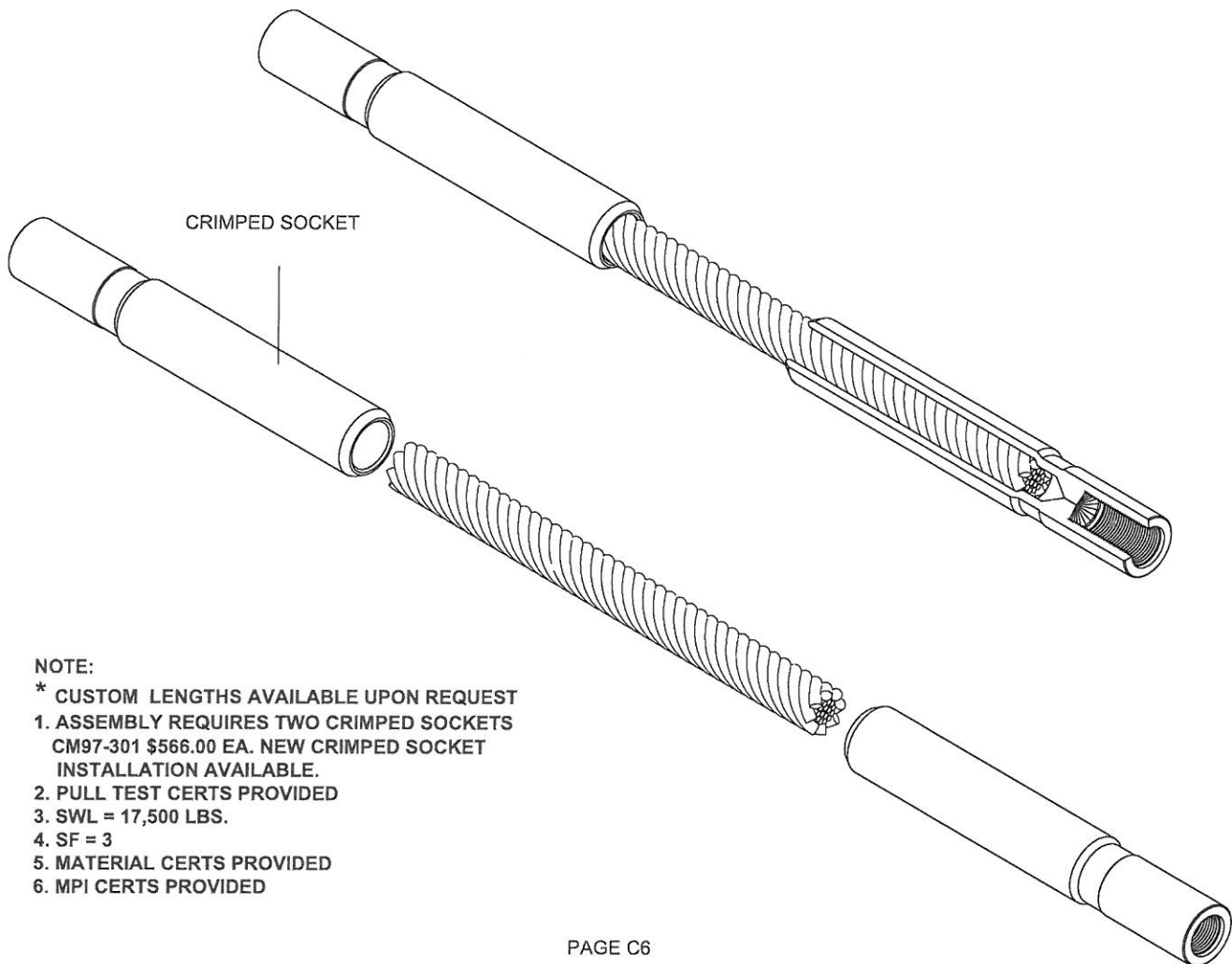
1-11/16" SINKER BAR ADAPTER

1. CM97-302 ADAPTER



1-11/16" FLEXIBLE SINKER BAR

CM97-100 1-11/16" FLEXIBLE SINKER BAR ASSEMBLY, 26' 6.25" STD. (OPTIONAL LENGTHS)



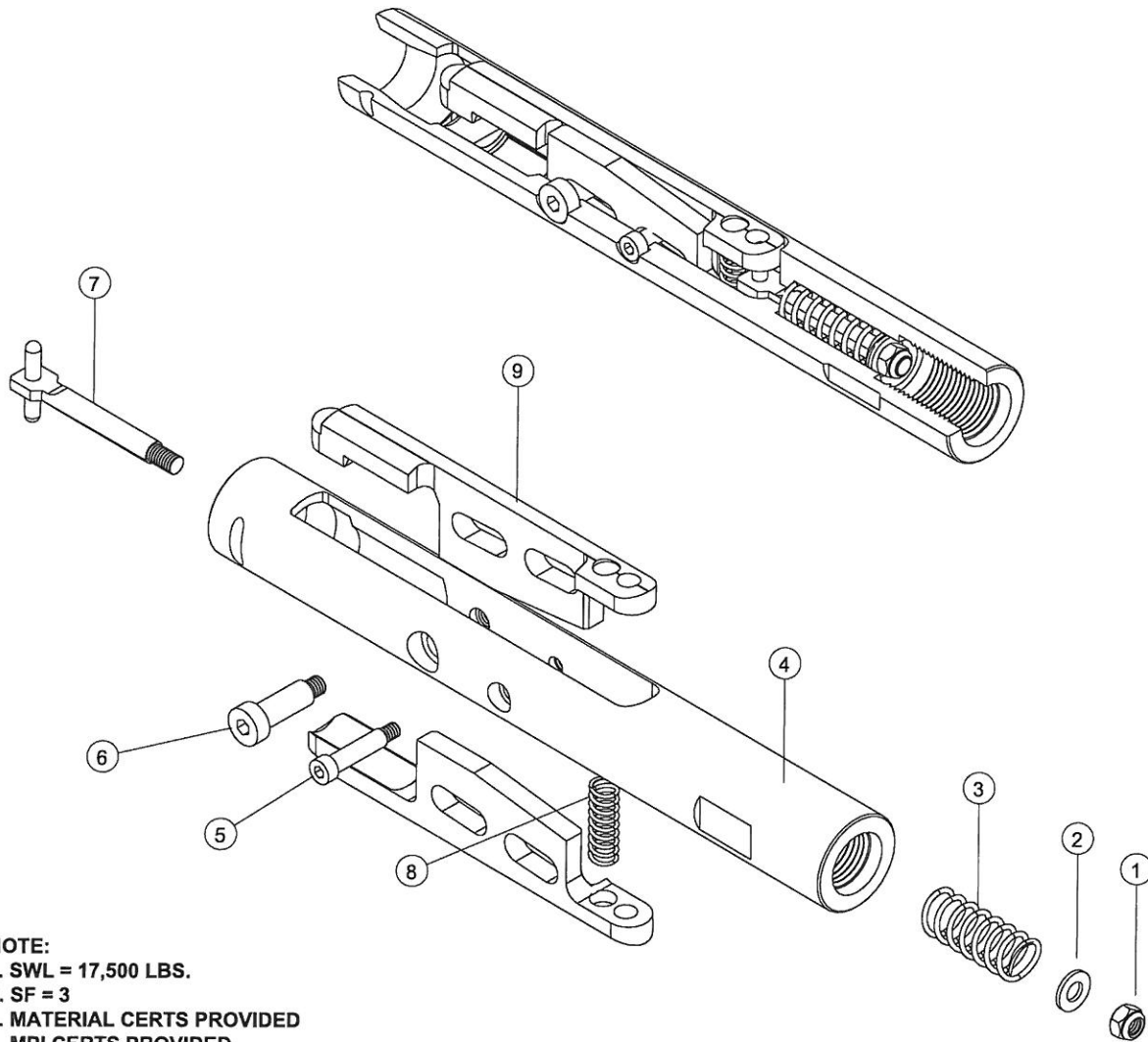
NOTE:

- * CUSTOM LENGTHS AVAILABLE UPON REQUEST
- 1. ASSEMBLY REQUIRES TWO CRIMPED SOCKETS
CM97-301 \$566.00 EA. NEW CRIMPED SOCKET
INSTALLATION AVAILABLE.
- 2. PULL TEST CERTS PROVIDED
- 3. SWL = 17,500 LBS.
- 4. SF = 3
- 5. MATERIAL CERTS PROVIDED
- 6. MPI CERTS PROVIDED

1-11/16" OVERSHOT

CM76-100 1-11/16" OVERSHOT ASSEMBLY

1. CM76-312 TEFLON LOCK NUT
2. CM76-313 WASHER
3. CM76-304 RELEASE SPRING
4. CM76-301 OVERSHOT BODY
5. CM76-306 STOP PIN
6. CM76-305 PIVOT PIN
7. CM76-303 RELEASE ARM
8. CM76-307 LATCH SPRING
9. CM76-302 OVERSHOT JAW (SET OF 2)



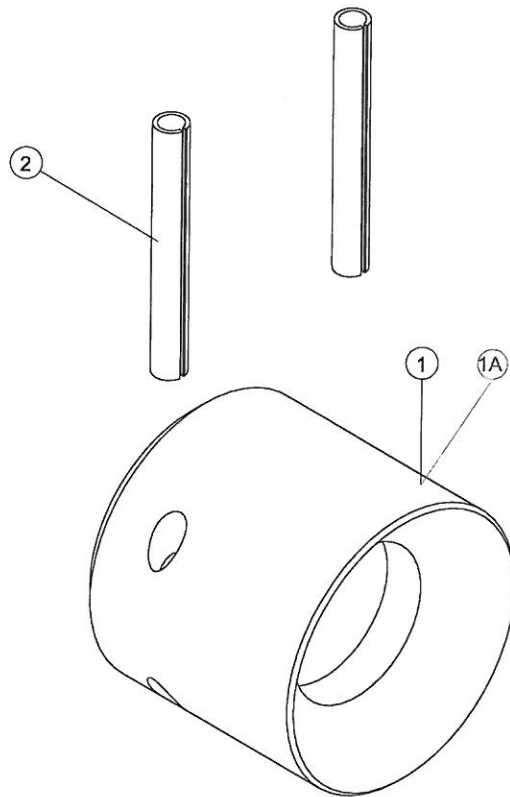
NOTE:

1. SWL = 17,500 LBS.
2. SF = 3
3. MATERIAL CERTS PROVIDED
4. MPI CERTS PROVIDED

OVERSIZE GUIDE FOR 1-11/16" OVERSHOT

CM76-300 1-11/16" OVERSIZED GUIDE ASSY.

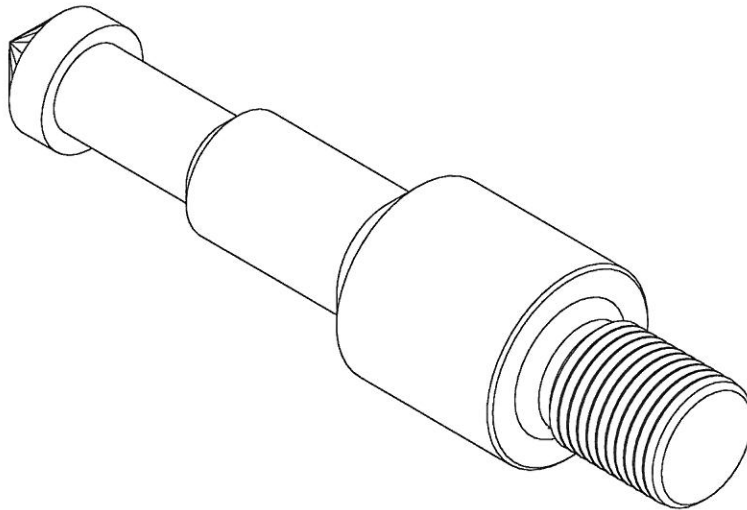
1. CM76-310 1-11/16" OVERSIZED GUIDE (2-1/8" O.D.) (STANDARD)
- 1A. CM76-311 1-11/16" OVERSIZED GUIDE (2-3/4" O.D.) (OPTIONAL)
2. CM76-315 1-11/16" OVERSIZED GUIDE PIN (2 REQUIRED)



NOTE:
1. MATERIAL CERTS PROVIDED
2. MPI CERTS PROVIDED

1-11/16" SPEAR HEAD SUB

CM12-305 1-11/16" SPEAR HEAD SUB



NOTE:

1. SWL = 17,500 LBS.
2. SF = 3
3. MATERIAL CERTS PROVIDED
4. MPI CERTS PROVIDED

2-1/8" & 1-11/16" C-PLATES

CM12-318 2-7/8" I. F. C-PLATE

CM12-319 3-1/2" I. F. C-PLATE

CM12-320 4" F.H. C-PLATE

CM12-321 4-1/2" I. F. C-PLATE

CM12-322 4-1/2" X H. C-PLATE

CM12-323 HT55,XT57,5-1/2" F.H. C-PLATE

CM12-325 2-7/8" P.A.C. C-PLATE

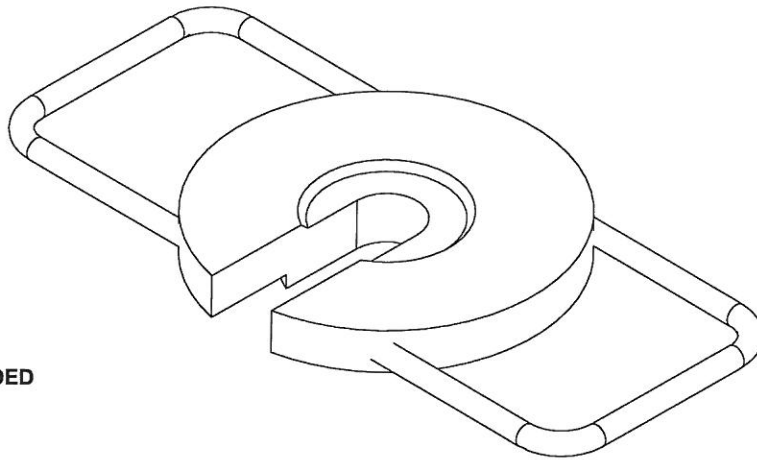
CM12-327 2-3/8" I. F. C-PLATE

CM12-328 6-5/8" F.H. C-PLATE

CM12-342 5-1/2" REG.. C-PLATE

CM12-341 XT65 C-PLATE

CM12-343 TT575 C-PLATE



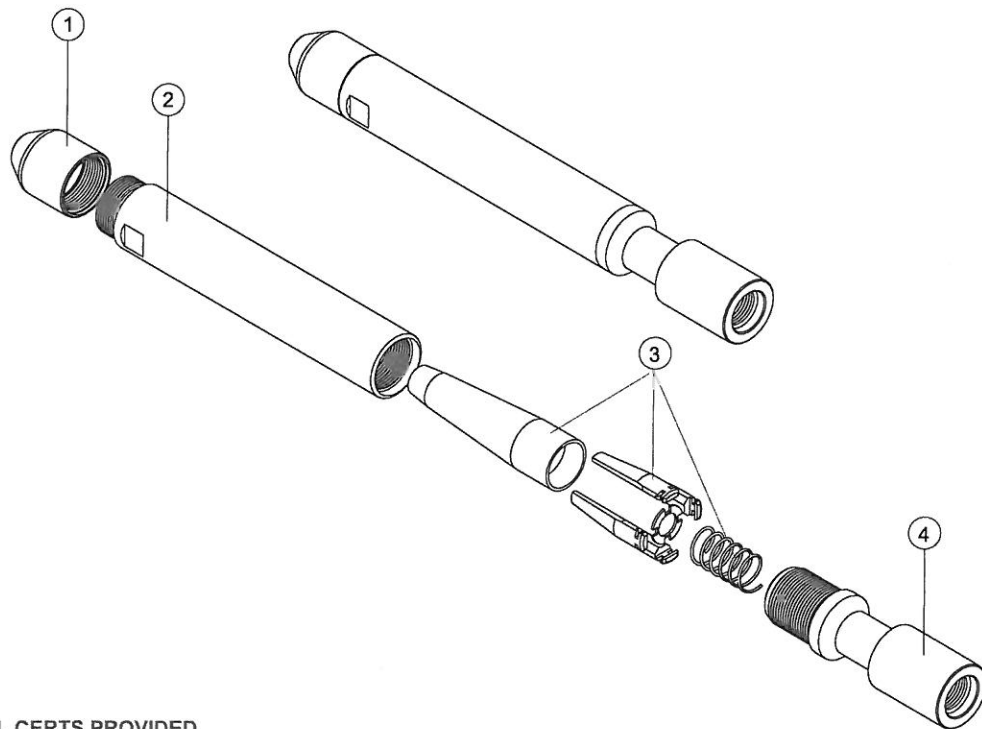
NOTE:

1. MATERIAL CERTS PROVIDED

1-11/16" LOWER ROPE SOCKET

CM12-102-L 1-11/16" LOWER ROPE SOCKET ASSEMBLY

1. CM12-301 NOSE CONE
2. CM12-304 ROPE SOCKET BODY
3. CM12-309 (15/32" WIRE (STD.) (RANGE .392-.468)
CM12-313 (17/32" WIRE) (OPTIONAL) (RANGE .470-.531)
CM12-311 (3/8" WIRE) (OPTIONAL) (RANGE .325-.392)
CM12-312 (5/16" WIRE) (OPTIONAL) (RANGE .270-.315)
3. JAW ASSEMBLY (PART OF SLIP ASSEMBLY)
3. JAW ASSEMBLY SPRING (PART OF SLIP ASSEMBLY)
4. CM12-302 LOWER CROSSOVER SUB



NOTE:
1. MATERIAL CERTS PROVIDED



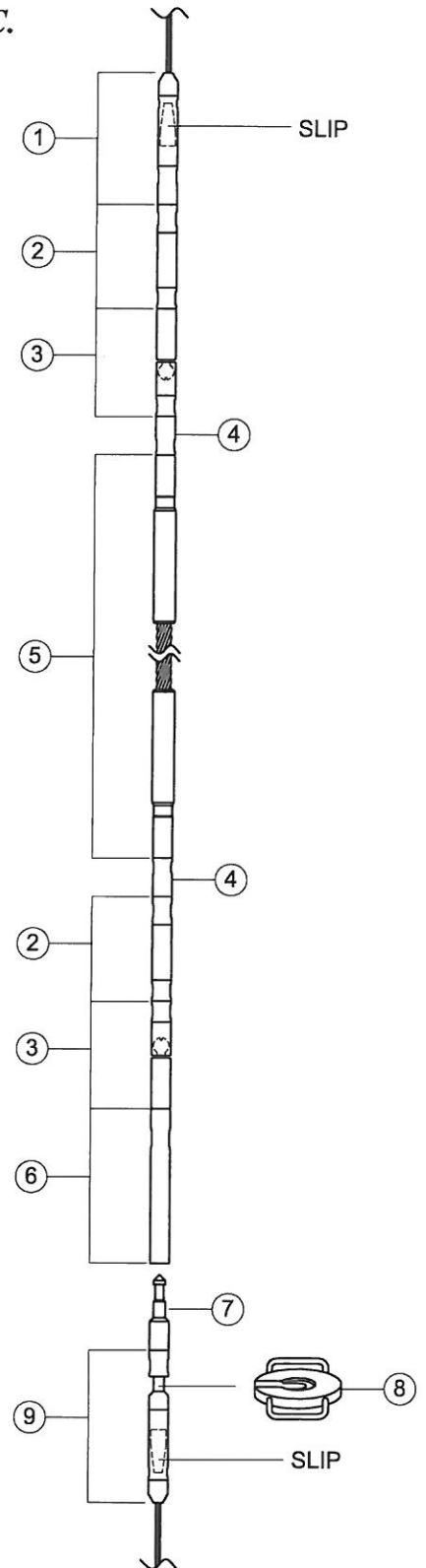
COOPER MANUFACTURING & SUPPLY INC.
1 3/8" WIRELINE STRIPPING ASSEMBLY

CM45-500 1-3/8" WIRELINE STRIPPING ASSEMBLY

1. CM49-101U - UPPER ROPE SOCKET
2. CM47-100 - SINKER BAR SWIVEL (2 REQUIRED)
3. CM92-100 - KNUCKLE JOINT (2 REQUIRED)
4. CM45-302 - ADAPTER (2 REQUIRED)
5. CM45-100 - FLEXIBLE SINKER BAR
6. CM48-100 - OVERSHOT
7. CM48-308 - SPEAR HEAD SUB
8. CM48-321 - 4-1/2" I.F. HANG OFF PLATE (SEE NOTE 1.)
9. CM49-101L - LOWER ROPE SOCKET
10. PULL TEST AND CERTIFY

NOTES:

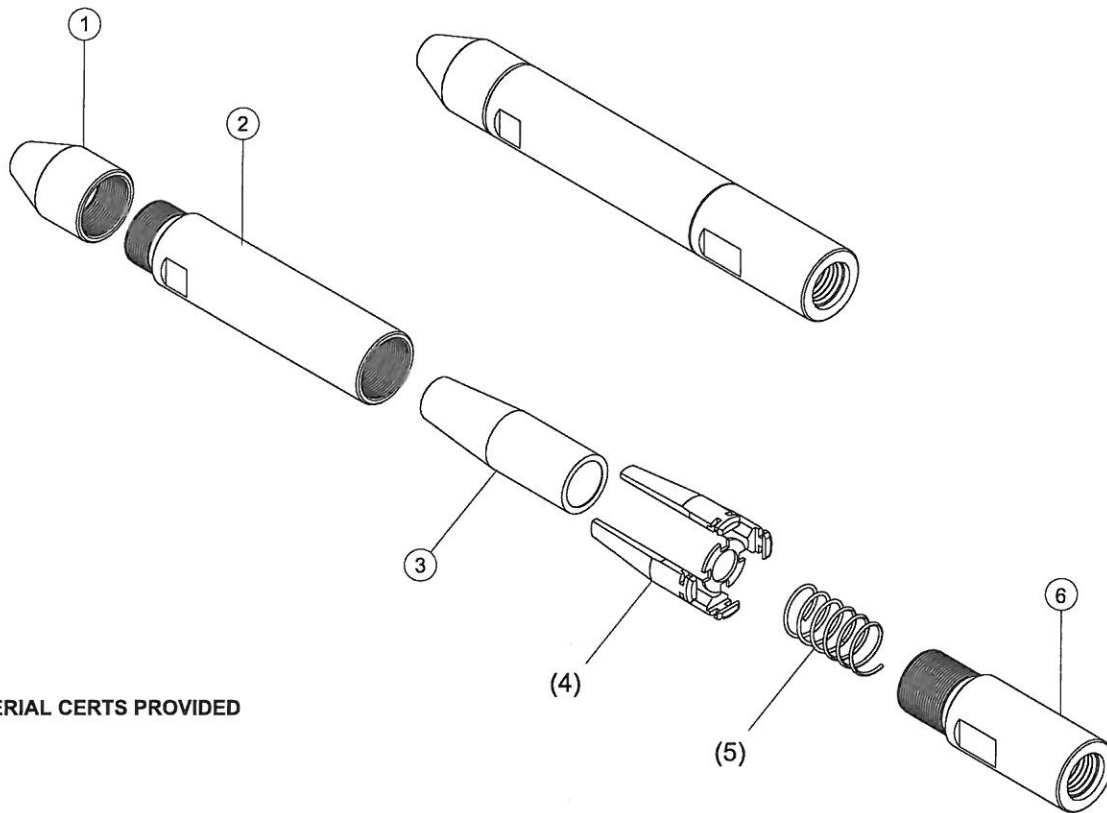
1. OTHER SIZES AVAILABLE
2. SWL = 12,500 LBS
3. SF = 3
4. MATERIAL CERTS PROVIDED
5. MPI CERTS PROVIDED
6. PULL TEST CERTS PROVIDED



1-3/8" UPPER ROPE SOCKET

CM49-101-U 1-3/8" UPPER ROPE SOCKET ASSEMBLY

1. CM49-302 NOSE CONE
2. CM49-306 ROPE SOCKET BODY
3. CM49-308(15/32" WIRE) SLIP ASSEMBLY (STD)(RANGE .392-.468)
CM49-307(17/32" WIRE) SLIP ASSEMBLY (OPT)(RANGE .470-.531)
4. JAW ASSEMBLY (INCLUDED IN SLIP ASSEMBLY)
5. JAW ASSEMBLY SPRING (INCLUDED IN SLIP ASSEMBLY)
6. CM49-303 UPPER CROSSOVER SUB

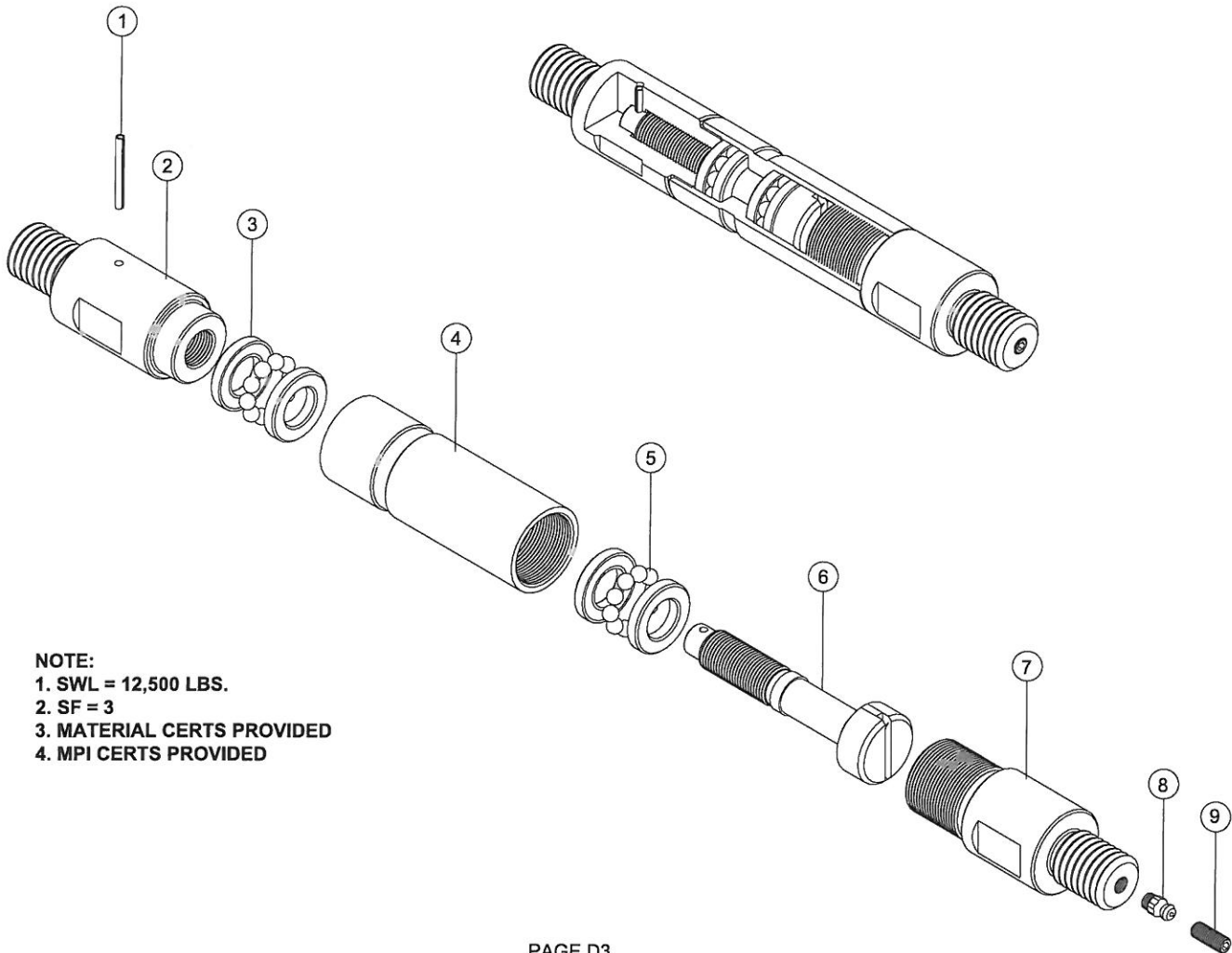


NOTE:
1. MATERIAL CERTS PROVIDED

1-3/8" SINKER BAR SWIVEL

CM47-100 1-3/8" SINKER BAR SWIVEL ASSEMBLY

1. CM47-307 SLOTTED SPRING PIN
2. CM47-302 BOTTOM SUB
3. CM47-305 BEARING RACE (4 REQUIRED)
4. CM47-301 BODY
5. CM47-306 BALL BEARING (2 REQUIRED)
6. CM47-303 BEARING PIN
7. CM47-304 UPPER SUB
8. CM47-309 GREASE FITTING
9. CM47-308 SET SCREW (INSTALL AFTER GREASING)



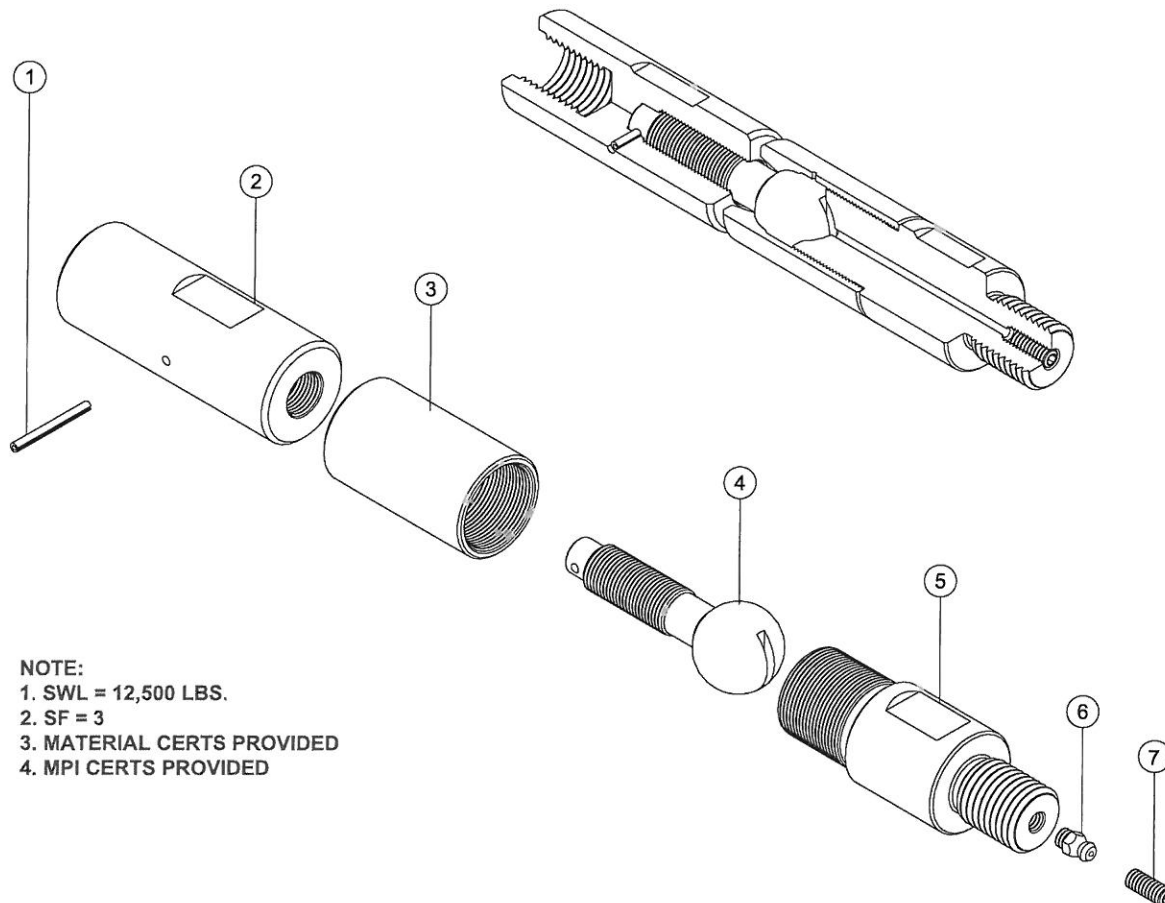
NOTE:

1. SWL = 12,500 LBS.
2. SF = 3
3. MATERIAL CERTS PROVIDED
4. MPI CERTS PROVIDED

1-3/8" KNUCKLE JOINT

CM92-100 1-3/8" KNUCKLE JOINT ASSEMBLY

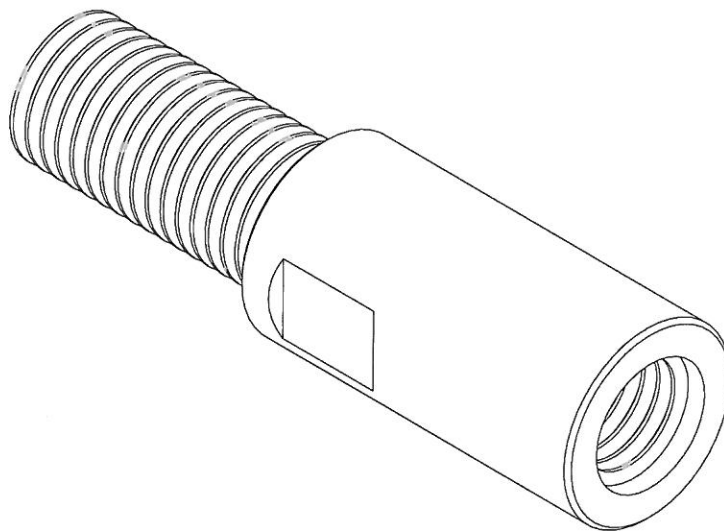
1. CM92-305 SLOTTED SPRING PIN
2. CM92-302 BOTTOM SUB
3. CM92-301 BODY
4. CM92-303 KNUCKLE PIN
5. CM92-304 UPPER SUB
6. CM92-307 GREASE FITTING
7. CM92-306 SET SCREW (INSTALL AFTER GREASING)



NOTE:
1. SWL = 12,500 LBS.
2. SF = 3
3. MATERIAL CERTS PROVIDED
4. MPI CERTS PROVIDED

1-3/8" SINKER BAR ADAPTER

CM45-302 ADAPTER



NOTE:

1. SWL = 12,500
2. SF = 3
3. MATERIAL CERTS PROVIDED
4. MPI CERTS PROVIDED

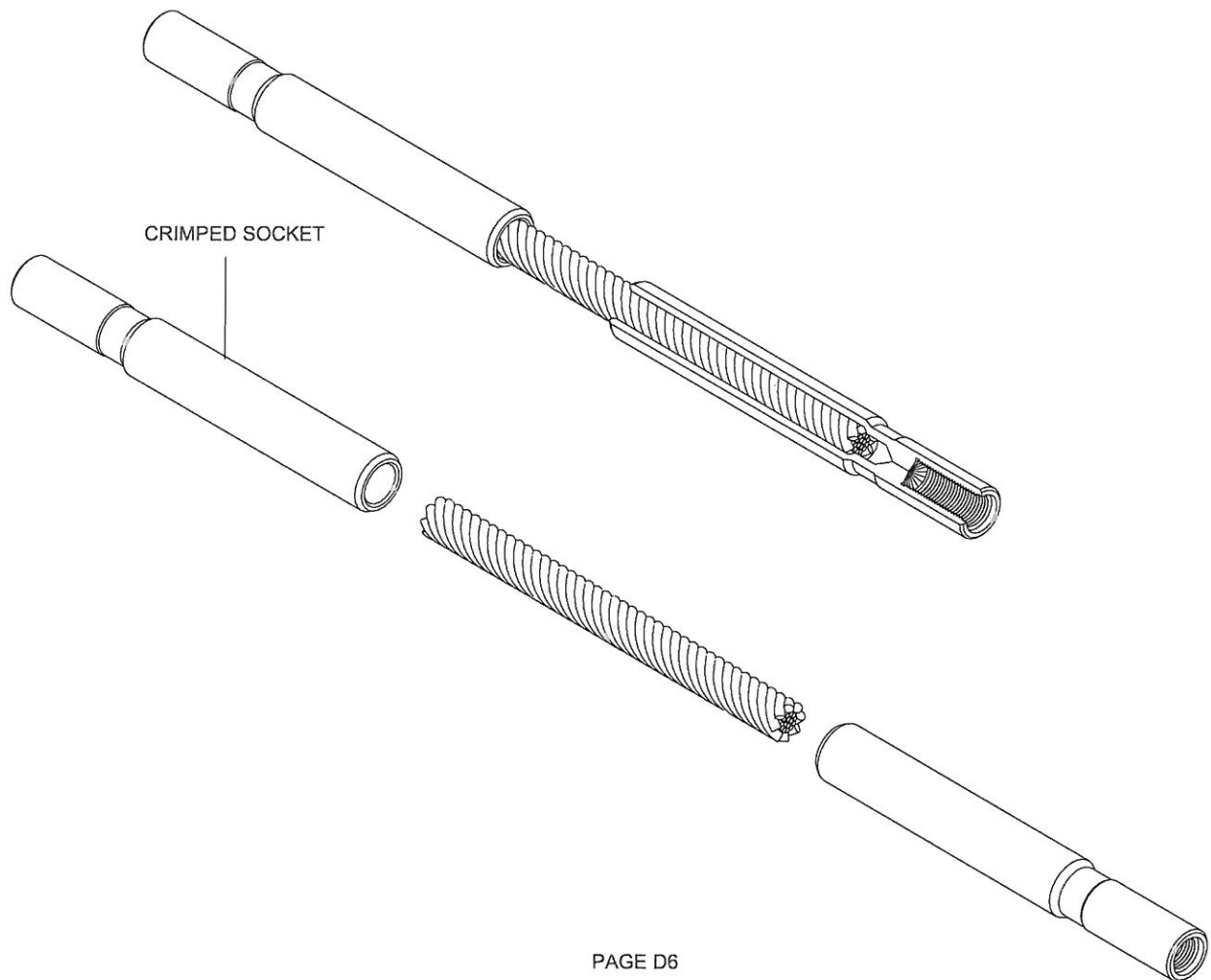
1-3/8" FLEXIBLE SINKER BAR

CM45-100 1-3/8" FLEXIBLE SINKER BAR ASSEMBLY, 24' STD. *

NOTE:

* CUSTOM LENGTHS AVAILABLE UPON REQUEST

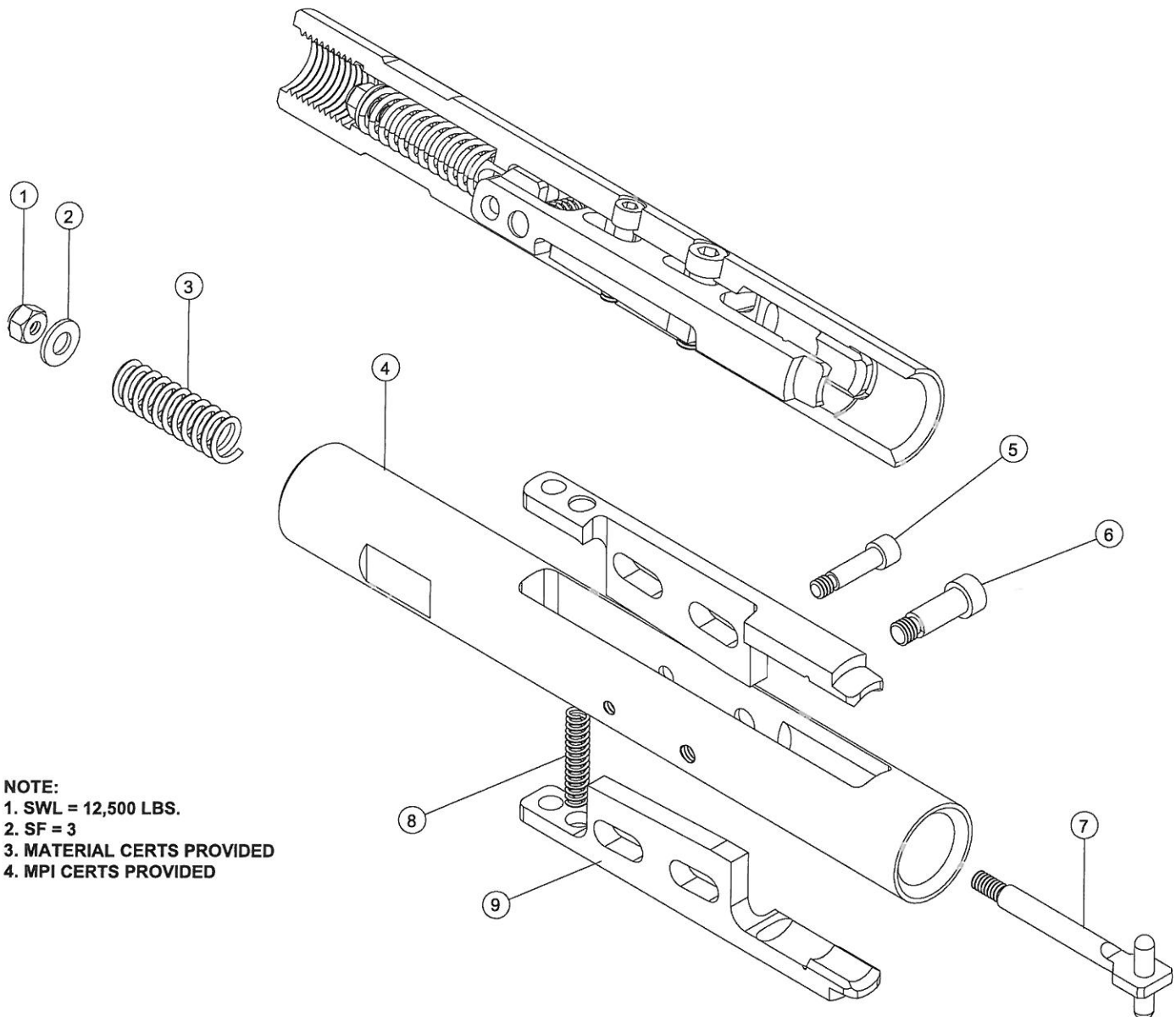
1. ASSEMBLY REQUIRES TWO CRIMP SOCKETS CM45-301.
NEW CRIMPED SOCKET INSTALLATION AVAILABLE
2. PULL TEST CERTS PROVIDED
3. SWL = 12,500 LBS.
4. SF = 3
5. MPI CERTS PROVIDED



1-3/8" OVERSHOT

CM48-100 1-3/8" OVERSHOT ASSEMBLY

1. CM48-310 TEFLON LOCK NUT
2. CM48-311 WASHER
3. CM48-304 RELEASE SPRING
4. CM48-301 OVERSHOT BODY
5. CM48-306 STOP PIN
6. CM48-305 PIVOT PIN
7. CM48-303 RELEASE ARM
8. CM48-307 LATCH SPRING
9. CM48-302 OVERSHOT JAW (SET OF 2)

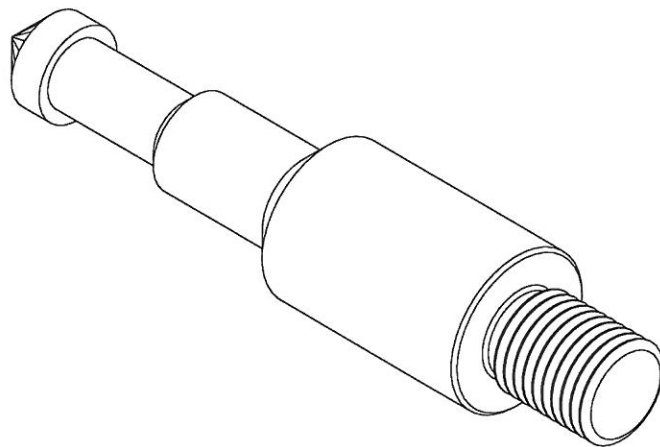


NOTE:

1. SWL = 12,500 LBS.
2. SF = 3
3. MATERIAL CERTS PROVIDED
4. MPI CERTS PROVIDED

1-3/8" SPEARHEAD SUB

CM48-308 1-3/8" SPEAR HEAD SUB



NOTE:

1. SWL = 12,500
2. SF = 3
3. MATERIAL CERTS PROVIDED
4. MPI CERTS PROVIDED

1-3/8" C-PLATE

CM49-318 2-7/8" I. F. C-PLATE

CM49-319 3-1/2" I. F. C-PLATE

CM49-320 4" F. H. C-PLATE

CM49-321 4-1/2" I. F. C-PLATE

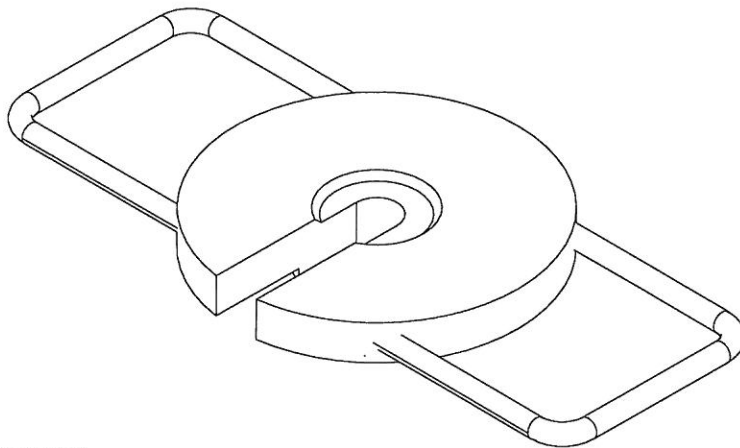
CM49-322 4-1/2" X H. C-PLATE

CM49-323 HT55,XT57,5-1/2" F.H. C-PLATE

CM49-325 2-7/8" P.A.C. C-PLATE

CM49-327 2-3/8" I. F. C-PLATE

CM49-328 6-5/8" F.H. C-PLATE

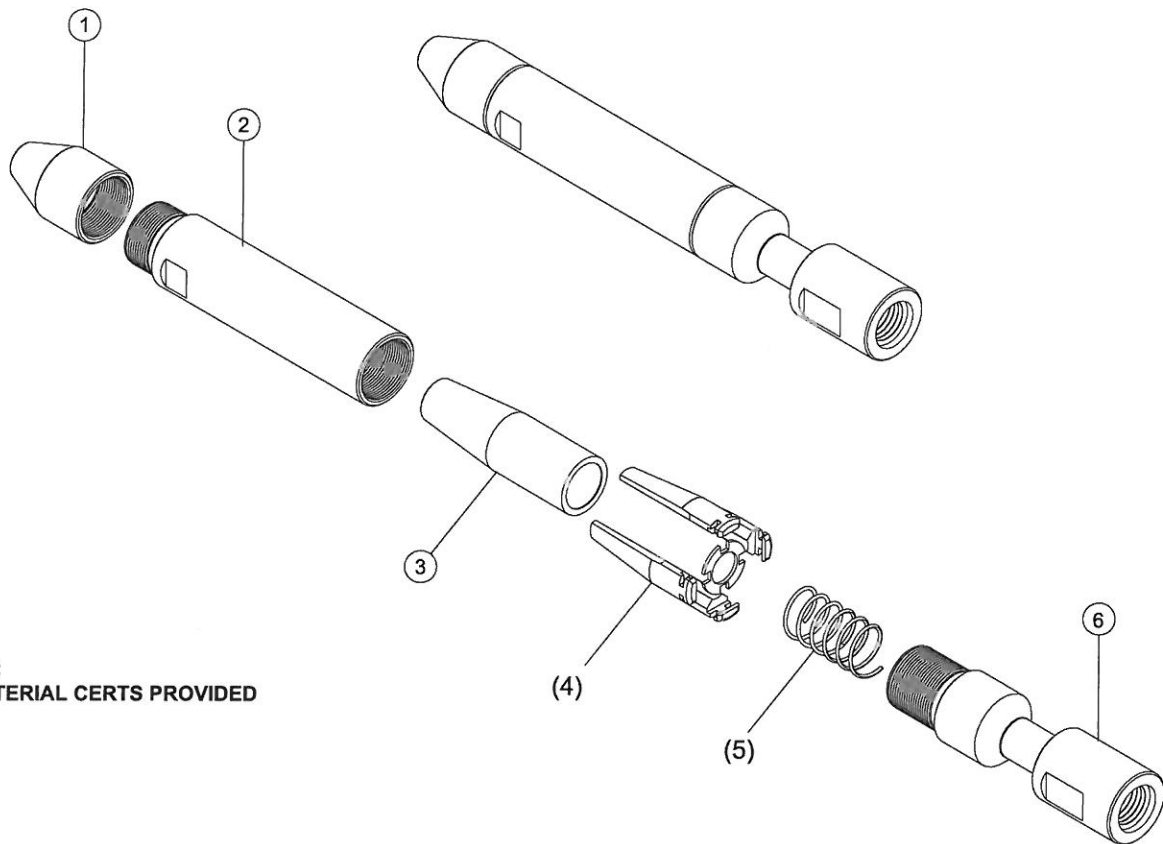


NOTE:
1. MATERIAL CERTS PROVIDED

1-3/8" LOWER ROPE SOCKET

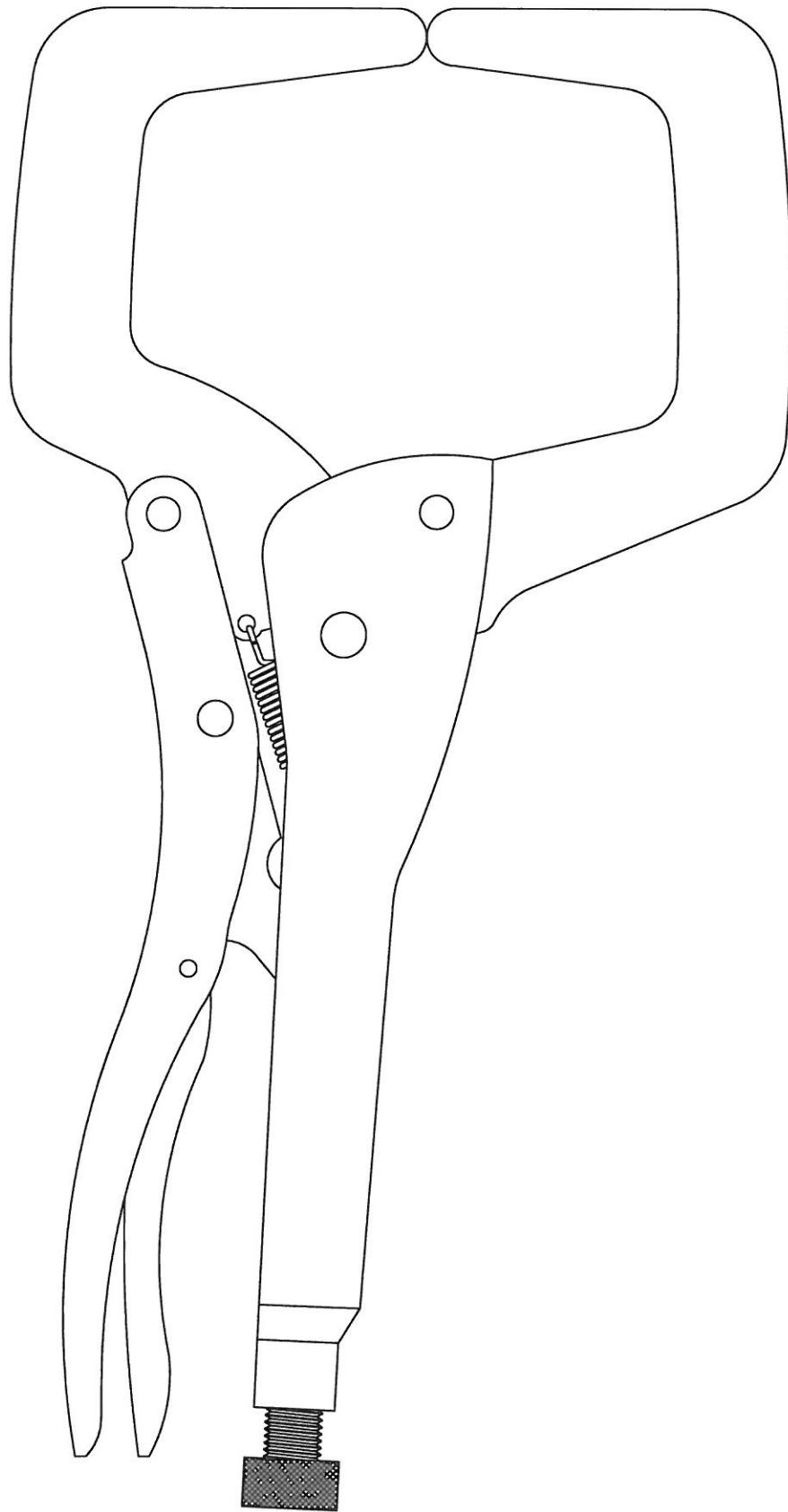
CM49-101-L 1-3/8" LOWER ROPE SOCKET ASSEMBLY

1. CM49-302 NOSE CONE
2. CM49-306 ROPE SOCKET BODY
3. CM49-308(15/32" WIRE) SLIP ASSEMBLY(STD.) (RANGE .392-.468)
CM49-307(17/32" WIRE) (RANGE .470-.531) (OPT.)
4. JAW ASSEMBLY (INCLUDED IN SLIP ASSEMBLY)
5. JAW ASSEMBLY SPRING (INCLUDED IN SLIP ASSEMBLY)
6. CM49-309 LOWER CROSSOVER SUB



NOTE:
1. MATERIAL CERTS PROVIDED

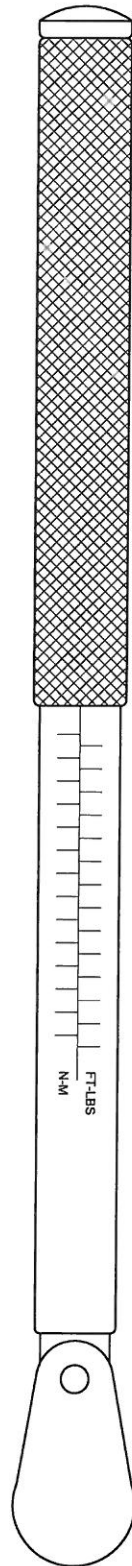
RELEASING PLIERS



CM-76-314

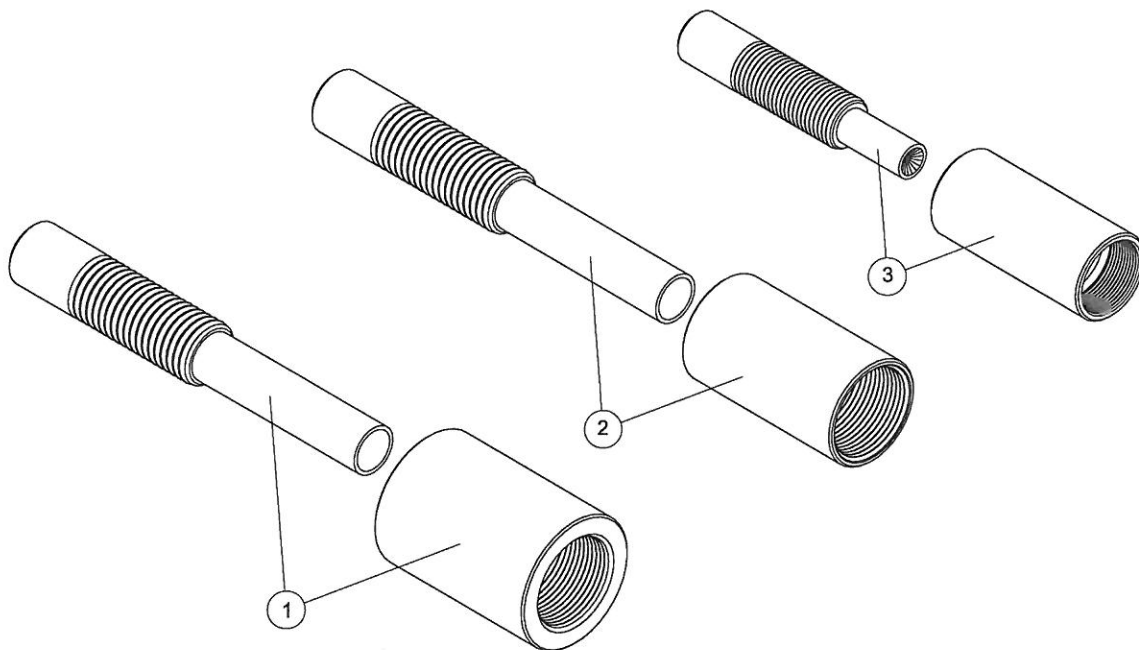
TOURQUE WRENCH

CM01-319



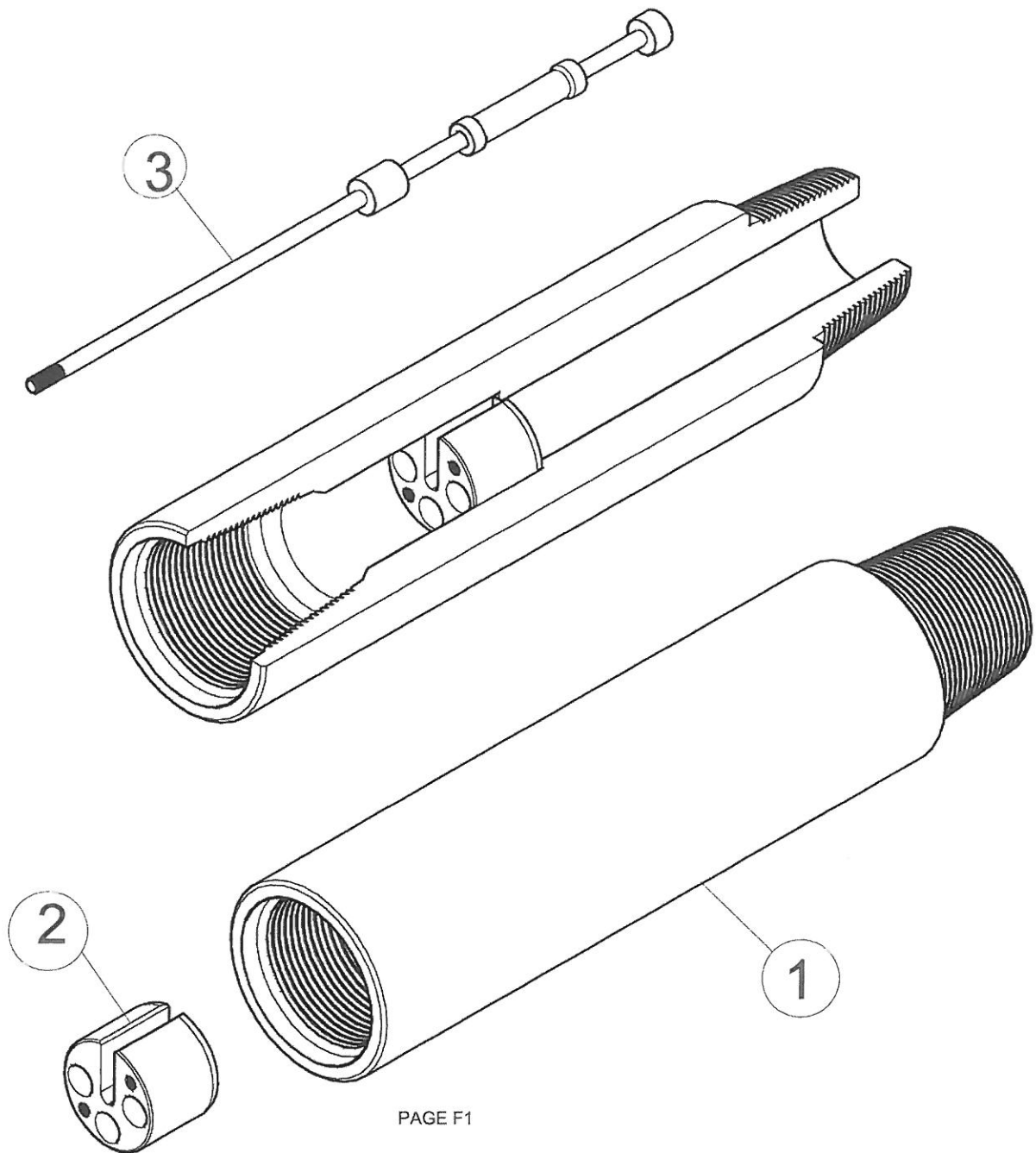
ROPE SOCKET EXTRACTION TOOLS

1. CM72-310 2-1/8" EXTRACTION TOOL
2. CM12-315 1-11/16" EXTRACTION TOOL
3. CM49-312 1-3/8" EXTRACTION TOOL



CIRCULATING SUBS

CONNECTION	LENGTH	PART .NO.	BODY	INSERT	WRENCH
3-1/2 IF	16"	CM28-100	1. CM28-302	2. CM28-301	3. CM28-303
4-1/2 XH	16"	CM29-100	1. CM29-302	2. CM29-301	3. CM29-303
4-1/2 IF	16"	CM30-100	1. CM30-302	2. CM30-301	3. CM30-303
5-1/2 FH	20"	CM229-100	1. CM229-301	2. CM30-301	3. CM30-303
HT55	20"	CM230-100	1. CM230-301	2. CM30-301	3. CM30-303
XT57	20"	CM231-100	1. CM231-301	2. CM30-301	3. CM30-303
6-5/8 FH	20"	CM232-100	1. CM232-301	2. CM30-301	3. CM30-303



SPECIAL INSERT AND HANG OFF SUB

1. CM30-308 CIRCULATING SUB INSERT

CALL FOR QUOTE

2. CM72-318 HANG OFF SUB

CALL FOR QUOTE

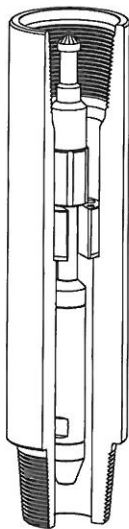
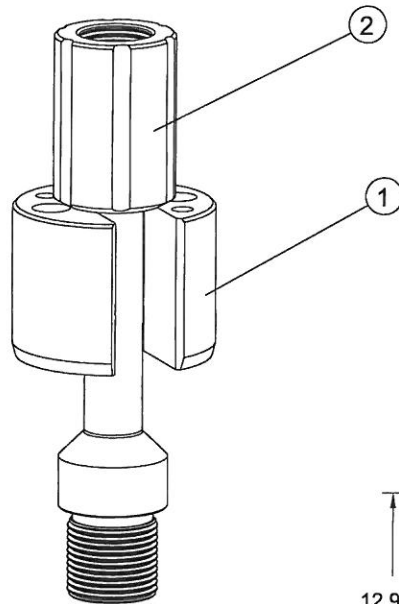


FIG. 1

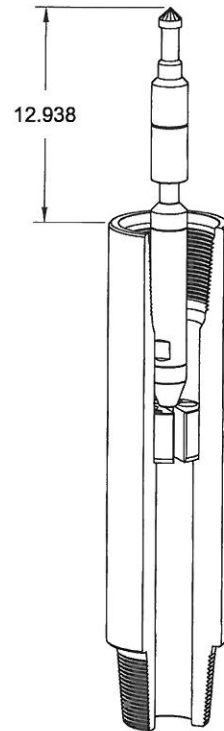


FIG. 2

NOTE:

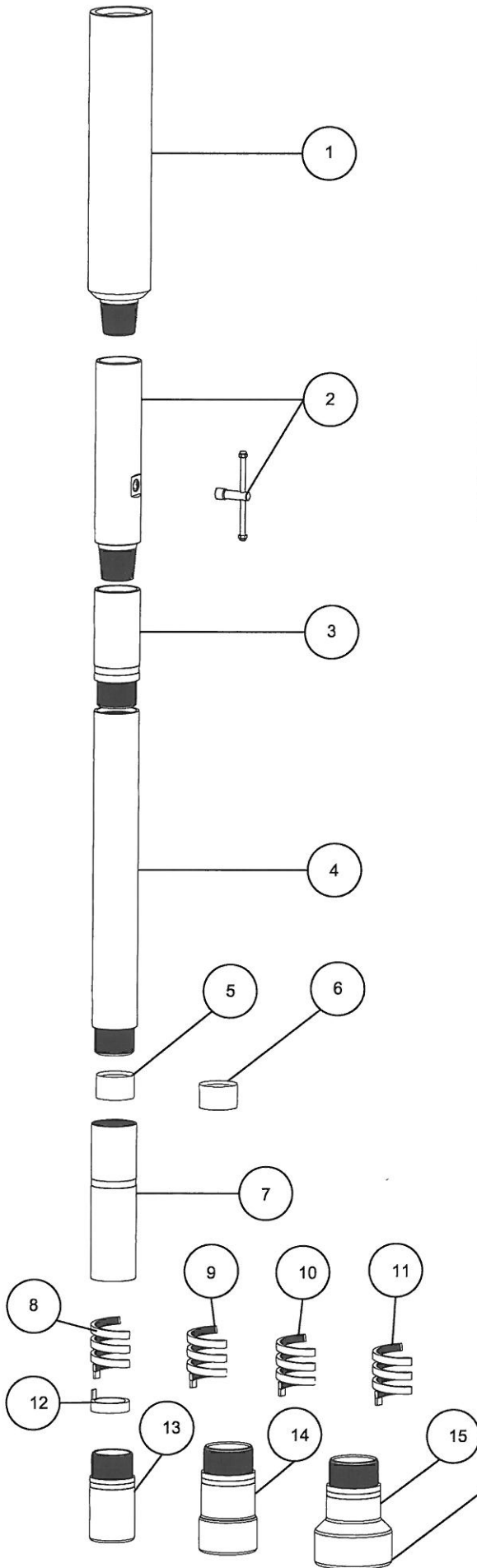
Fig. 1 illustrates the special insert and hang off sub configuration. Fig. 2 illustrates the standard insert and hang off sub configuration. The special insert and hang off sub were designed and built for special circumstances which involved the safety or TIW valve having had the pin connection recut, causing the distance to the ball valve to be shortened, and the spearhead obstructing the closing of the valve.

BILL OF MATERIALS

ITEM	QTY.	DESCRIPTION	PART NO.	PRICE
		XOVER 4 1/2 IF BOX X 3-1/2 IF PIN	CM223-301	
2	1	3-1/2 IF PUMP OUT SUB ASSY	CM24-100	
2	1	RETAINER WRENCH	INCLUDED	
3	1	OVERSHOT TOP SUB 2" NOGO ID	CM206-301	
4	2	EXTENSION 36" W/PROTECTORS	CM206-305	
5	2	3-3/8" TYPE A PACKER	CMA4019/108	
6	2	3-5/8" TYPE A PACKER	CMA4019/116	
7	1	4-11/16 SERIES 150 OS BOWL	CMA2019	
8	2	3-3/8" STD. SPIRAL GRAPPLE	CMA5019/108	
9	2	3-3/8" NIT SPIRAL GRAPPLE	CMA5019NIT/108	
10	2	3-5/8" STD. SPIRAL GRAPPLE	CMA5019/116	
11	2	3-5/8" NIT SPIRAL GRAPPLE	CMA5019NIT/116	
12	2	SPIRAL GRAPPLE CONTROL	CMA6019	
13	1	FLUSH GUIDE W/PROTECTOR	CM206-302	
14	1	5-1/2" OVERSIZE GUIDE W/PROTEC.	CM206-303	
15	1	8" OVERSIZE GUIDE W/PROTECTOR	CM206-304	

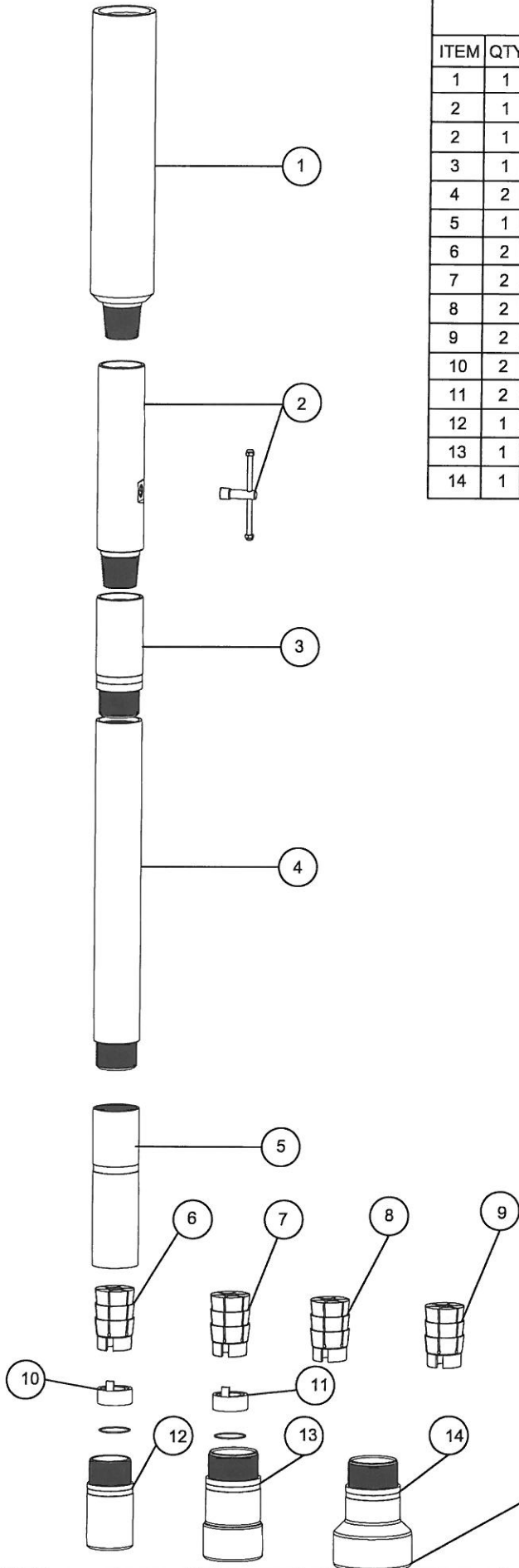
STANDARD 4-11/16" SERIES 150 DOWNHOLE STRIPPING KIT

CM206-1000



BILL OF MATERIALS

ITEM	QTY	DESCRIPTION	PART NO.	PRICE
1	1	XOVER 4-1/2 IF BOX X 3-1/2 IF PIN	CM223-301	
2	1	3-1/2 IF PUMP OUT SUB	CM24-100	
2	1	RETAINER WRENCH	INCLUDED	
3	1	OVERSHOT TOP SUB 2" NOGO ID	CM207-301	
4	2	EXTENSION 36" W/PROTECTORS	CM207-305	
5	1	5-9/16" SERIES 150 OS BOWL	CMA2029	
6	2	3-3/8" STD. BASKET GRAPPLE	CMA7029/108	
7	2	3-3/8" NIT BASKET GRAPPLE	CMA7029NIT/108	
8	2	3-5/8" STD. BASKET GRAPPLE	CMA7029/116	
9	2	3-5/8" NIT BASKET GRAPPLE	CMA7029NIT/116	
10	2	3-3/8" PLAIN CONTROL PACKER	CMA9029/108	
11	2	3-5/8" PLAIN CONTROL PACKER	CMA9029/116	
12	1	FLUSH GUIDE W/PROTECTOR	CM207-302	
13	1	6" OVERSIZE GUIDE W/PROTEC.	CM207-303	
14	1	8" OVERSIZE GUIDE W/PROTEC.	CM207-304	

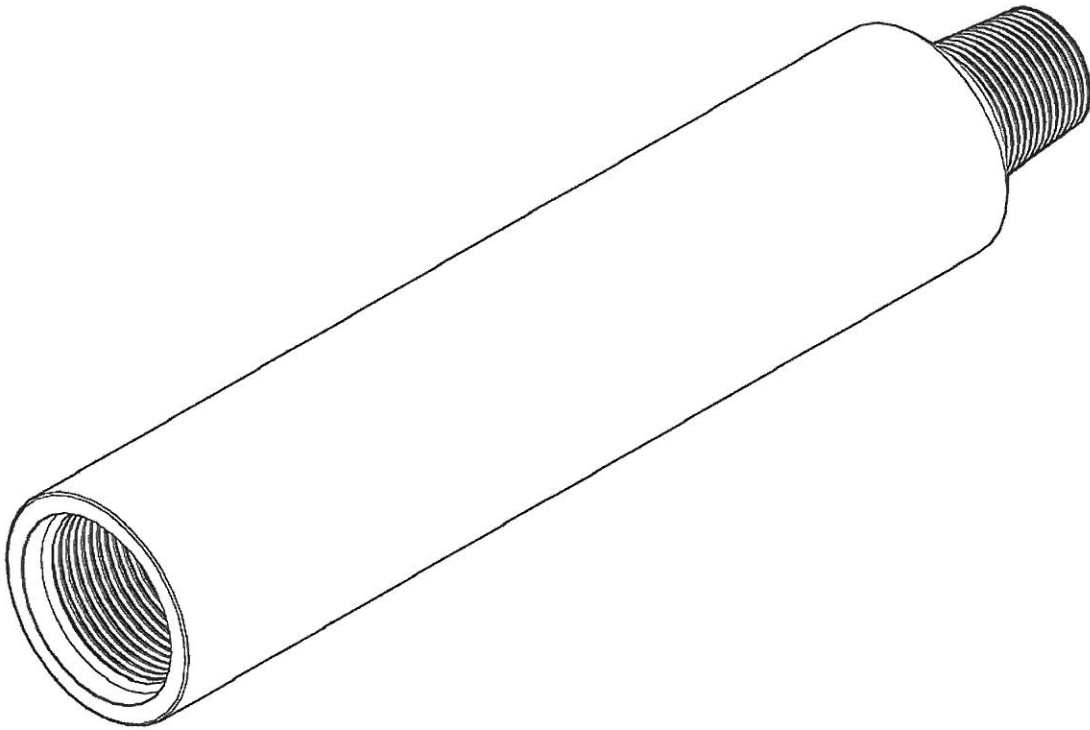


STANDARD 5-9/16" SERIES 150 DOWNHOLE STRIPPING KIT

CM207-1000

CROSSOVER SUBS

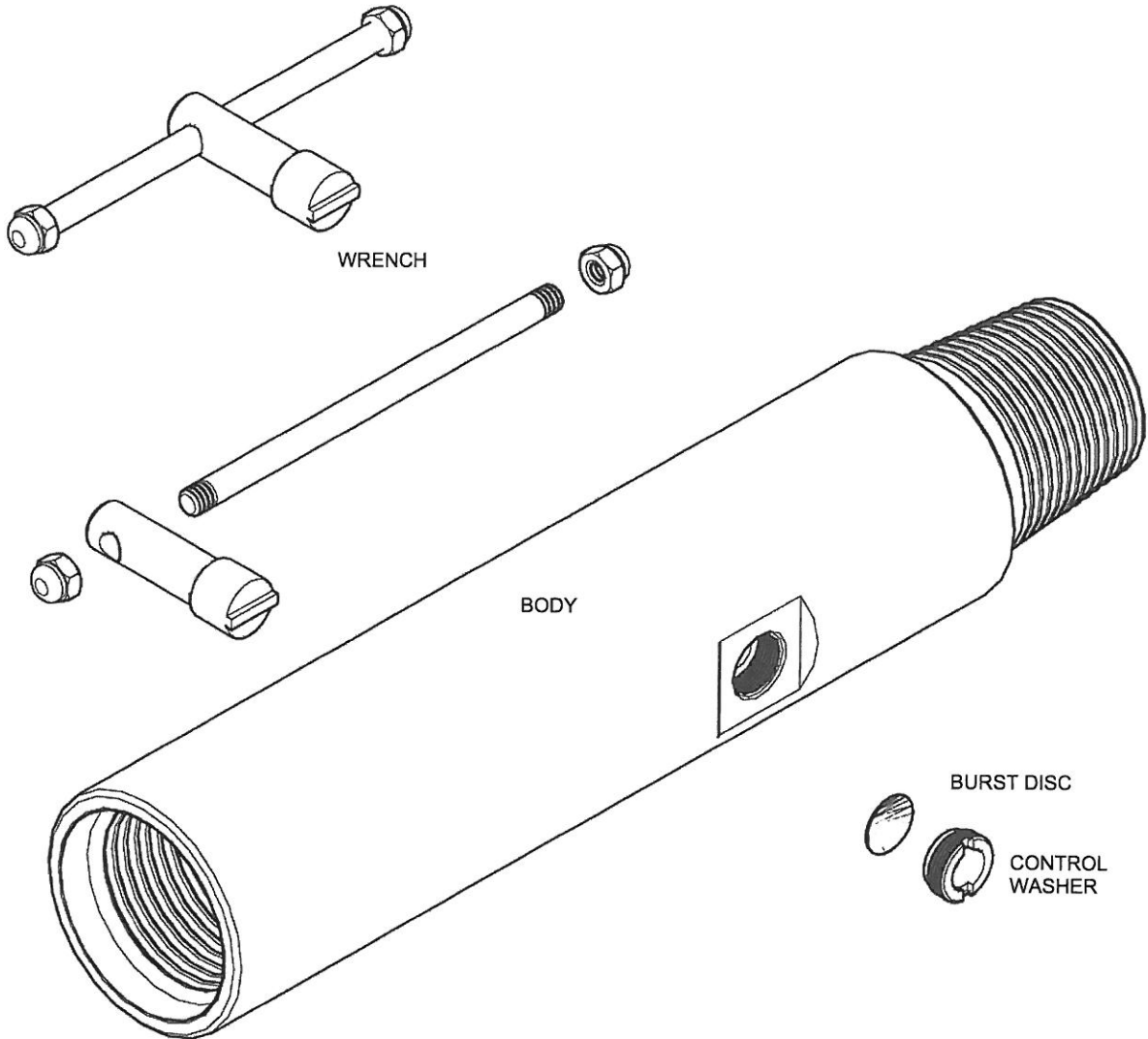
PIN	BOX	OD	LENGTH	PART NO.
3-1/2 IF	HT38	4-3/4"	20"	CM223-307
3-1/2 IF	4-1/2 XH	6-1/4"	20"	CM223-302
3-1/2 IF	4-1/2 IF	6-1/2"	20"	CM223-301
3-1/2 IF	HT55	7"	20"	CM223-303
3-1/2 IF	XT57	7"	20"	CM223-304
3-1/2 IF	5-1/2 FH	7"	20"	CM223-305
3-1/2 IF	6-5/8 FH	8"	20"	CM223-306



NOTE:
1. MATERIAL CERTS PROVIDED

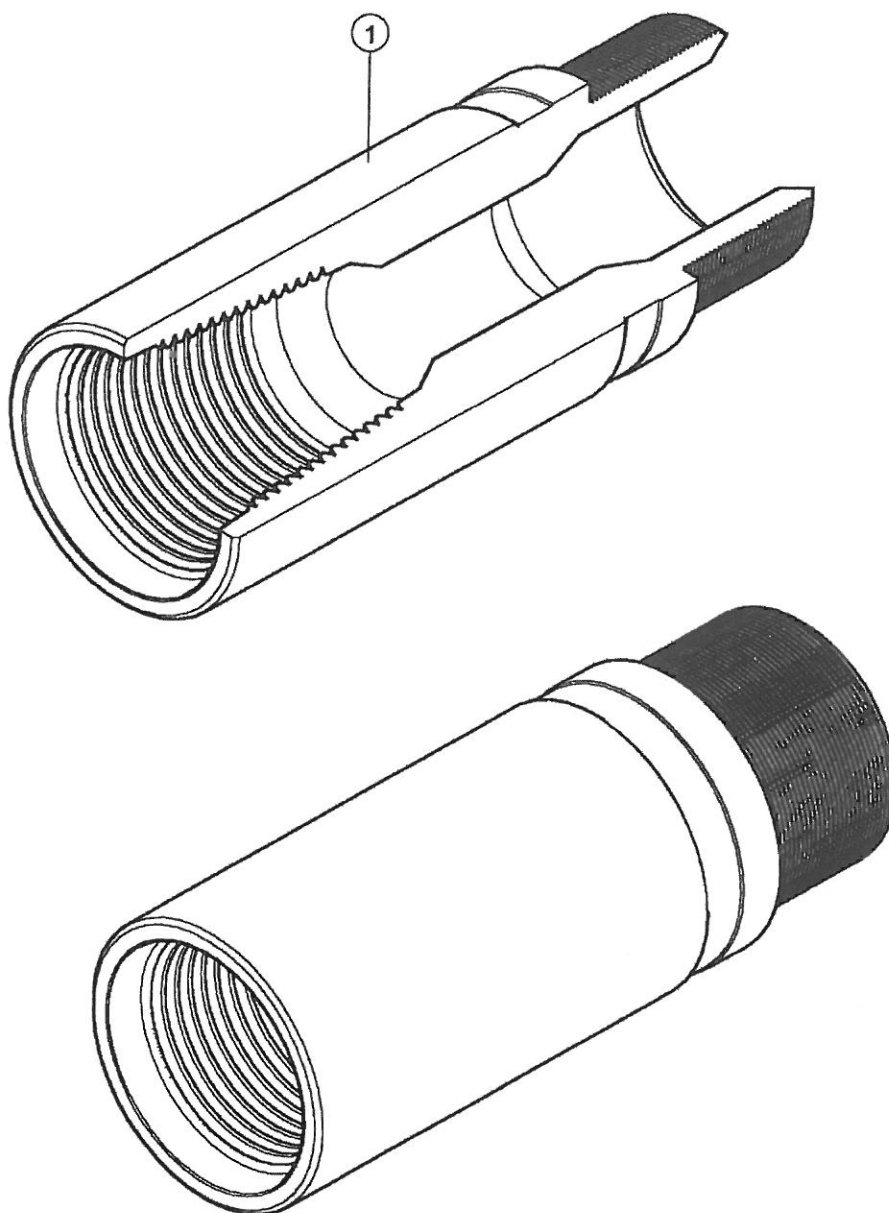
PUMP OUT SUBS

CONNECTION	OD	ASSY.	BODY	CONTROL WASHER	DISC	WRENCH
2-3/8 REG	3-1/8	CM224-100	CM224-301	CM27-302	CM27-303	CM27-304
2-7/8 PAC	3-1/8	CM225-100	CM225-301	CM27-302	CM27-303	CM27-304
2-3/8 EUE	3-1/8	CM226-100	CM226-301	CM27-302	CM27-303	CM27-304
2-3/8 IF	3-1/2	CM27-100	CM27-301	CM27-302	CM27-303	CM27-304
2-7/8 EUE	3-3/4	CM227-100	CM227-301	CM27-302	CM27-303	CM27-304
3-1/2 IF	4-3/4	CM24-100	CM24-301	CM24-302	CM24-303	CM24-304
4-1/2 IF	6-1/8	CM25-100	CM25-301	CM25-302	CM25-303	CM24-304
6-5/8 REG	7-3/4	CM228-100	CM228-301	CM25-302	CM25-303	CM24-304



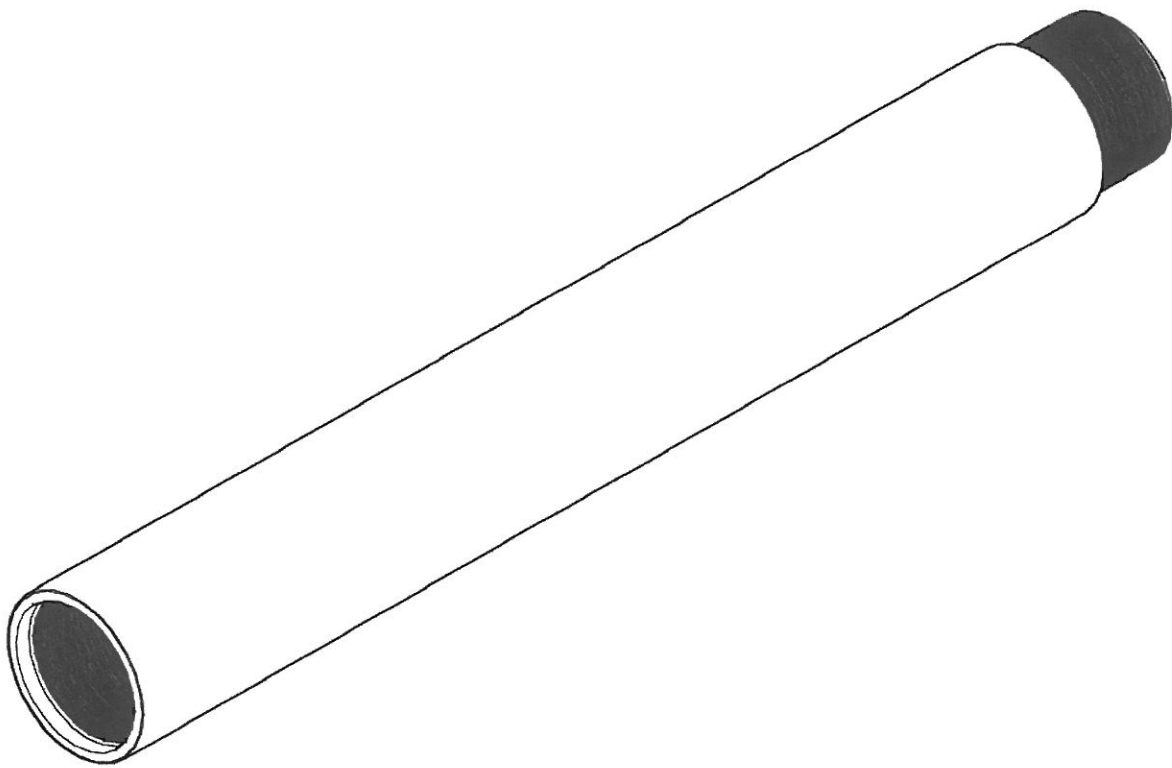
SERIES 150 OVERSHOT TOP SUBS

1. CM206-301 4-11/16" SERIES 150 OVERSHOT TOP SUB W/ 2-1/4" NOGO I.D. X 3-1/2" IF BOX
2. CM207-301 5-9/16" SERIES 150 OVERSHOT TOP SUB W 2-1/4" NOGO I.D. X 3-1/2" IF BOX



SERIES 150 OVERSHOT EXTENSION

1. CM206-305 4-11/16" SERIES 150 OVERSHOT EXTENSION 36" LONG
2. CM207-305 5-9/16" SERIES 150 OVERSHOT EXTENSION 36" LONG

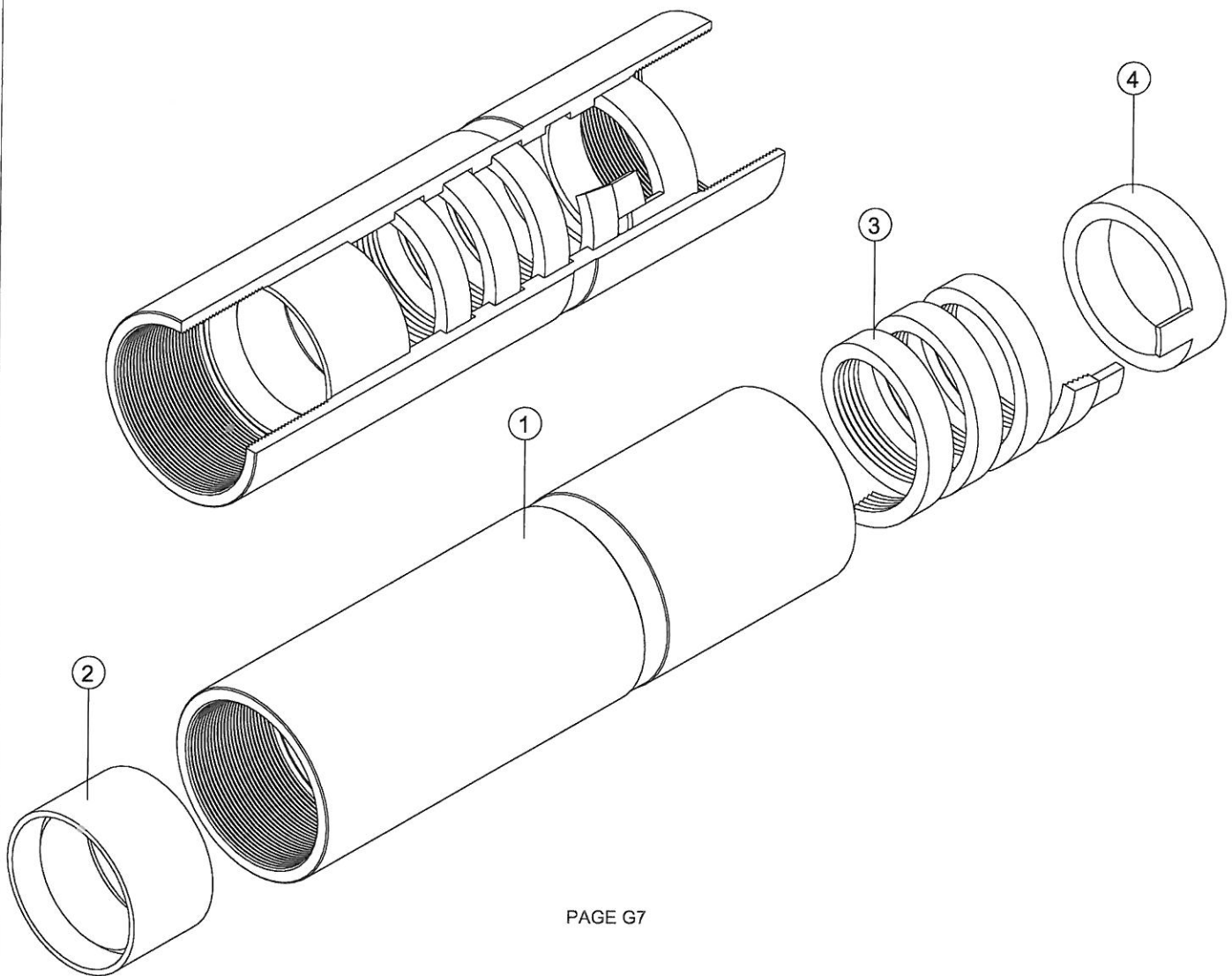


4-11/16" SERIES 150 OVERSHOT ASSY.

CM206-1001

1. CMA2019 4-11/16" SERIES 150 OVERSHOT BOWL
2. CMA4019/108 3-3/8" TYPE A PACKER
CMA4019/116 3-5/8" TYPE A PACKER
3. CMA5019/108 STD. SPIRAL GRAPPLE
CMA5019NIT/108 3-3/8" NIT. SPIRAL GRAPPLE
CMA5019/116 3-5/8" STD. SPIRAL GRAPPLE
CMA5019NIT/116 3-5/8" NIT. SPIRAL GRAPPLE
4. CMA6019 SPIRAL GRAPPLE CONTROL

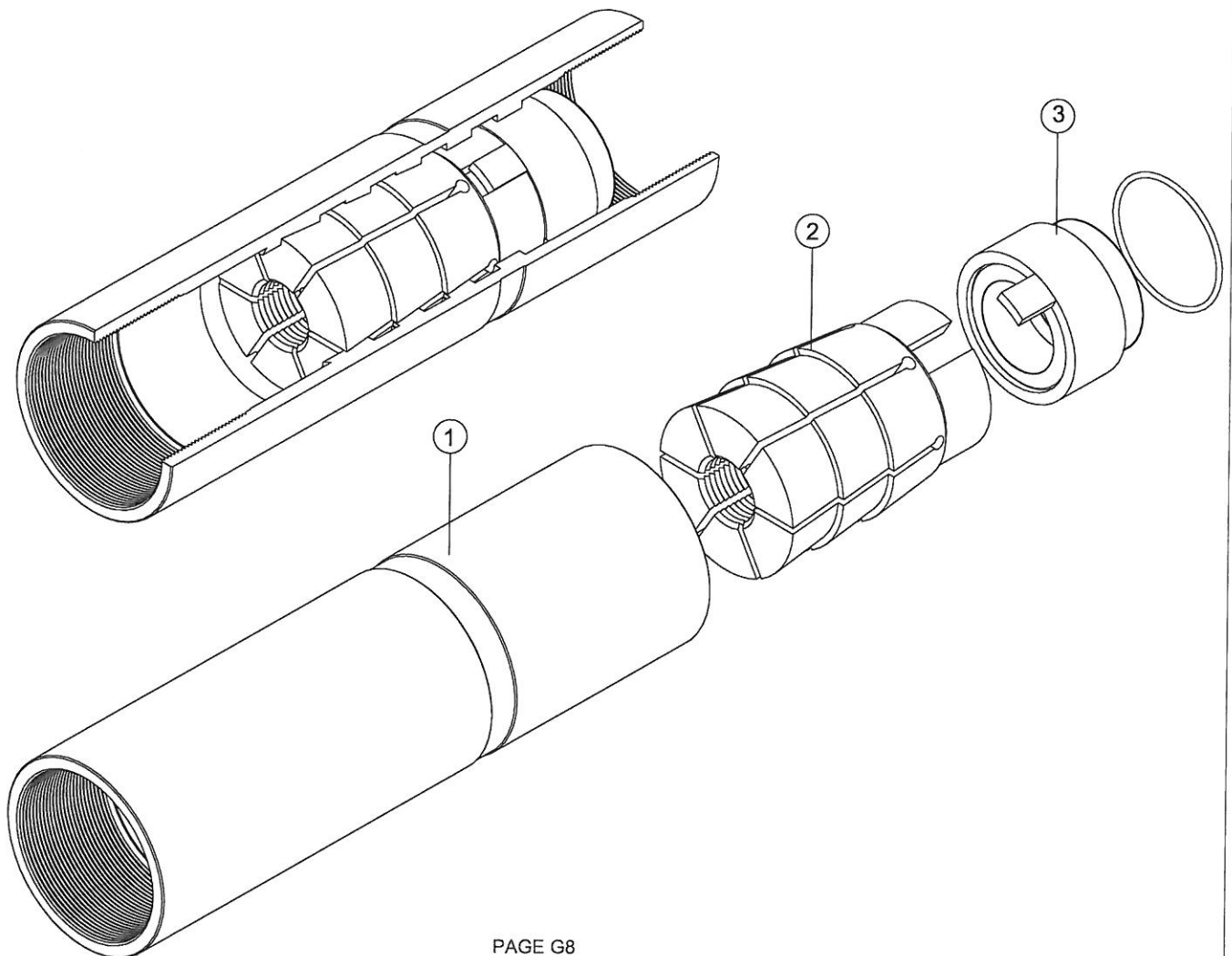
**OVERSHOT BOWL TO EXTENSION
EXTENSION TO TOP SUB
MAKE UP TORQUE = 3445 FT/LBS.**



5-9/16" SERIES 150 OVERSHOT ASSY.

1. CMA2029 5-9/16" SERIES 150 OVERSHOT BOWL	\$1542.00
2. CMA7029/108 3-3/8" STD. BASKET GRAPPLE	\$ 596.00
CMA7029NIT/108 3-3/8" NIT. BASKET GRAPPLE	\$ 1073.00
CMA7029/116 3-5/8" STD. BASKET GRAPPLE	\$ 596.00
CMA7029NIT/116 3-5/8" NIT. BASKET GRAPPLE	\$1073.00
3. CMA9029/108 3-3/8" PLAIN CONTROL PACKER	\$ 290.00
CMA9029/116 3-5/8" PLAIN CONTROL PACKER	\$290.00

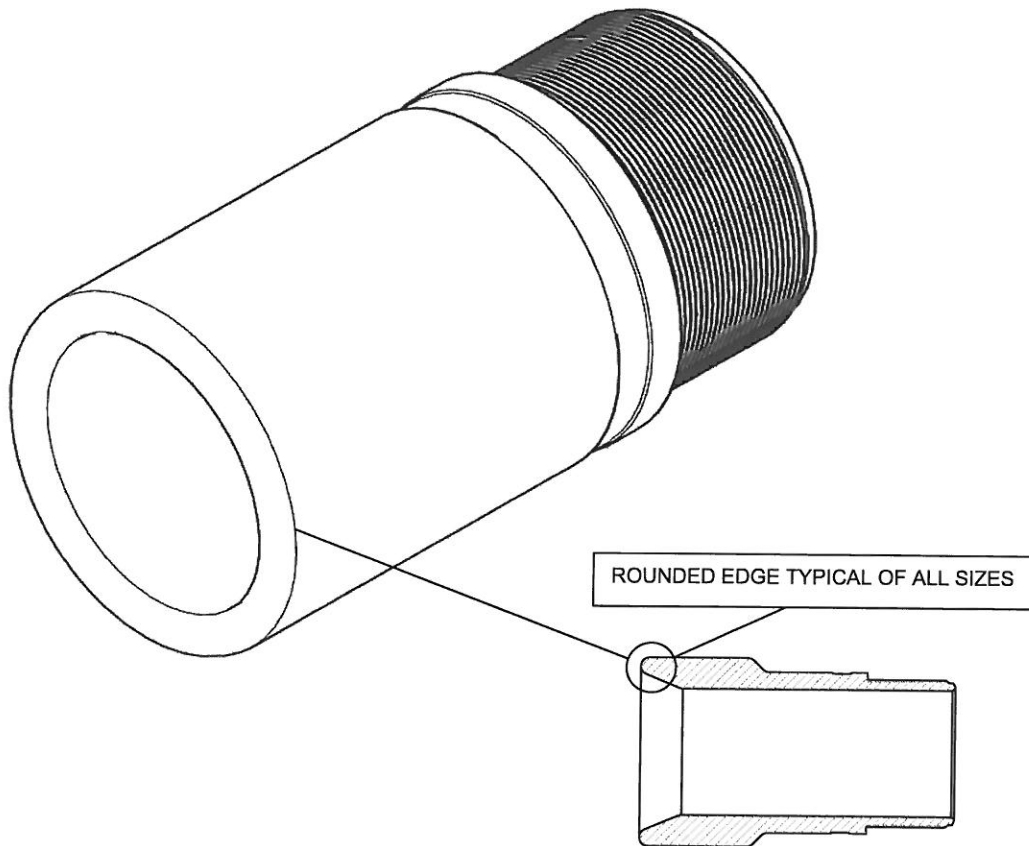
**OVERSHOT BOWL TO EXTENSION
EXTENSION TO TOP SUB
MAKE UP TORQUE = 8500 FT/LBS.**

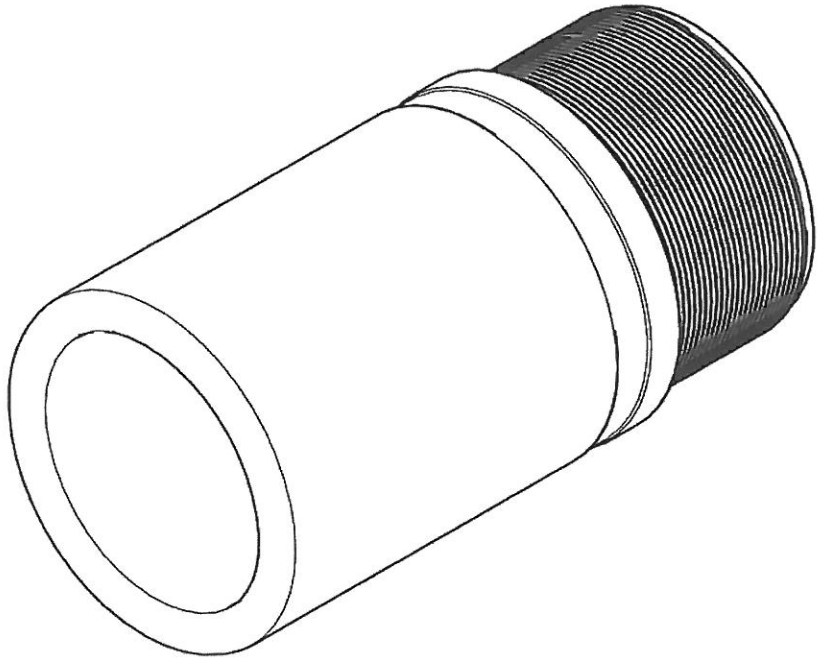


SERIES 150 OVERSHOT GUIDES

1. CM206-302 4-11/16" OS FLUSH GUIDE
2. CM206-303 4-11/16" OS 5-1/2" O.D. BELL GUIDE
3. CM206-304 4-11/16" OS 8" O.D. BELL GUIDE
4. CM207-302 5-9/16" OS FLUSH GUIDE
5. CM207-303 5-9/16" OS 6" O.D. BELL GUIDE
6. CM207-304 5-9/16" OS 8" O.D. BELL GUIDE

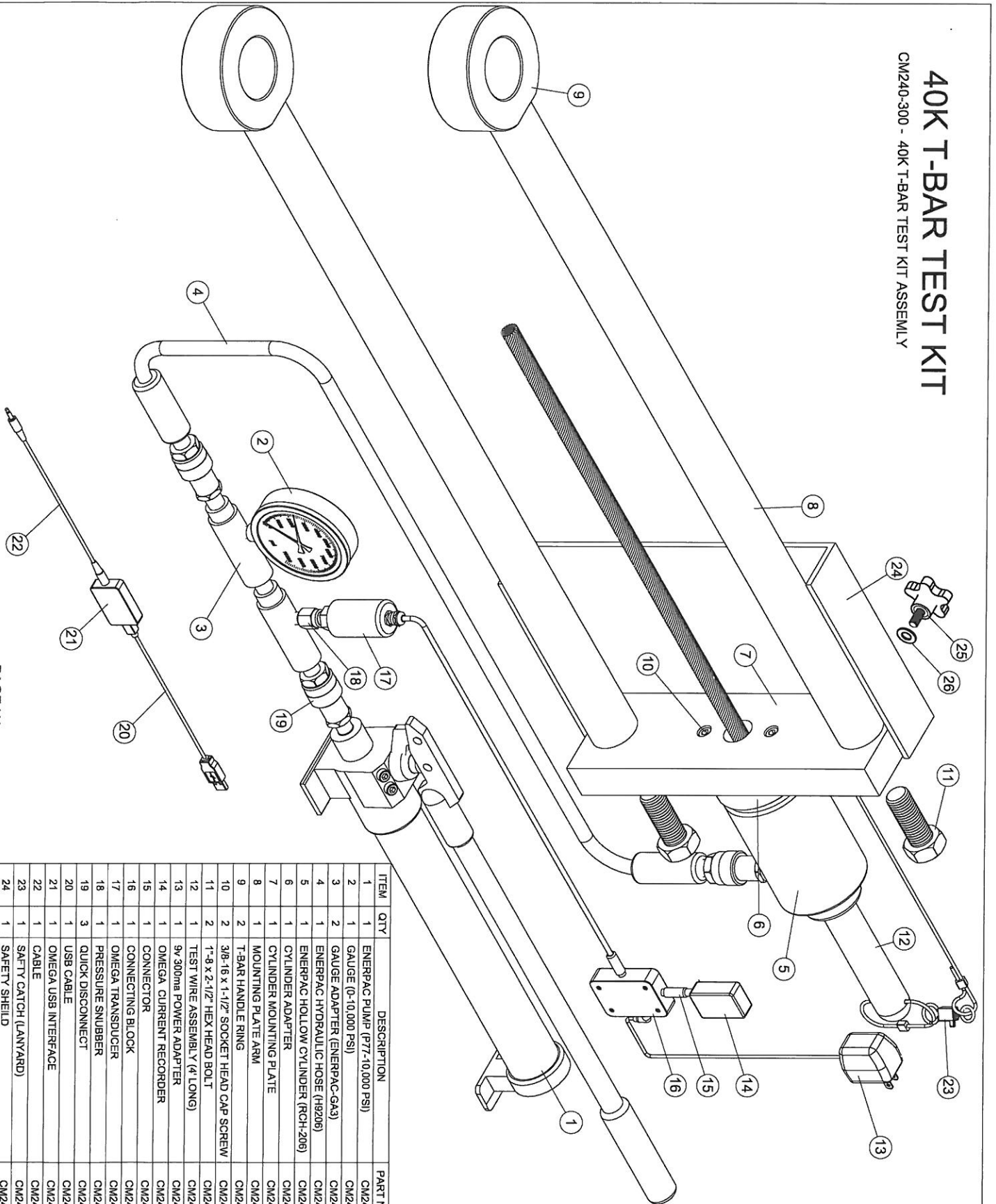
**GUIDE TO OVERSHOT BOWL
MAKE UP TORQUE**
4-11/16" = 1003 FT/LBS.
5-9/16" = 2600 FT/LBS.





40K T-BAR TEST KIT

CM240-300 - 40K T-BAR TEST KIT ASSEMBLY



ITEM	QTY	DESCRIPTION	PART NUMBER
1	1	ENERPAC PUMP (P77-10,000 PSI)	CM242-300
2	1	GAUGE (0-10,000 PSI)	CM242-301
3	2	GAUGE ADAPTER (ENERPAC-GA3)	CM242-302
4	1	ENERPAC HYDRAULIC HOSE (H9206)	CM242-303
5	1	ENERPAC HOLLOW CYLINDER (RCH-206)	CM242-304
6	1	CYLINDER ADAPTER	CM240-307
7	1	CYLINDER MOUNTING PLATE	CM240-308
8	1	MOUNTING PLATE ARM	CM240-309
9	2	T-BAR HANDLE RING	CM240-310
10	2	3/8"-16 x 1-1/2" SOCKET HEAD CAP SCREW	CM240-317
11	2	1"-8 x 2-1/2" HEX HEAD BOLT	CM240-314
12	1	TEST WIRE ASSEMBLY (4 LONG)	CM240-318
13	1	9v 300ma POWER ADAPTER	CM242-319
14	1	OMEGA CURRENT RECORDER	CM242-320
15	1	CONNECTOR	CM242-321
16	1	CONNECTING BLOCK	CM242-322
17	1	OMEGA TRANSDUCER	CM242-323
18	1	PRESSURE SNUBBER	CM242-324
19	3	QUICK DISCONNECT	CM242-325
20	1	USB CABLE	CM242-326
21	1	OMEGA USB INTERFACE	CM242-327
22	1	CABLE	CM242-328
23	1	SAFETY CATCH (LANYARD)	CM242-329
24	1	SAFETY SHIELD	CM240-319
25	2	3/8"-16 x HAND FASTENER	CM240-320
26	2	WASHER	CM240-321

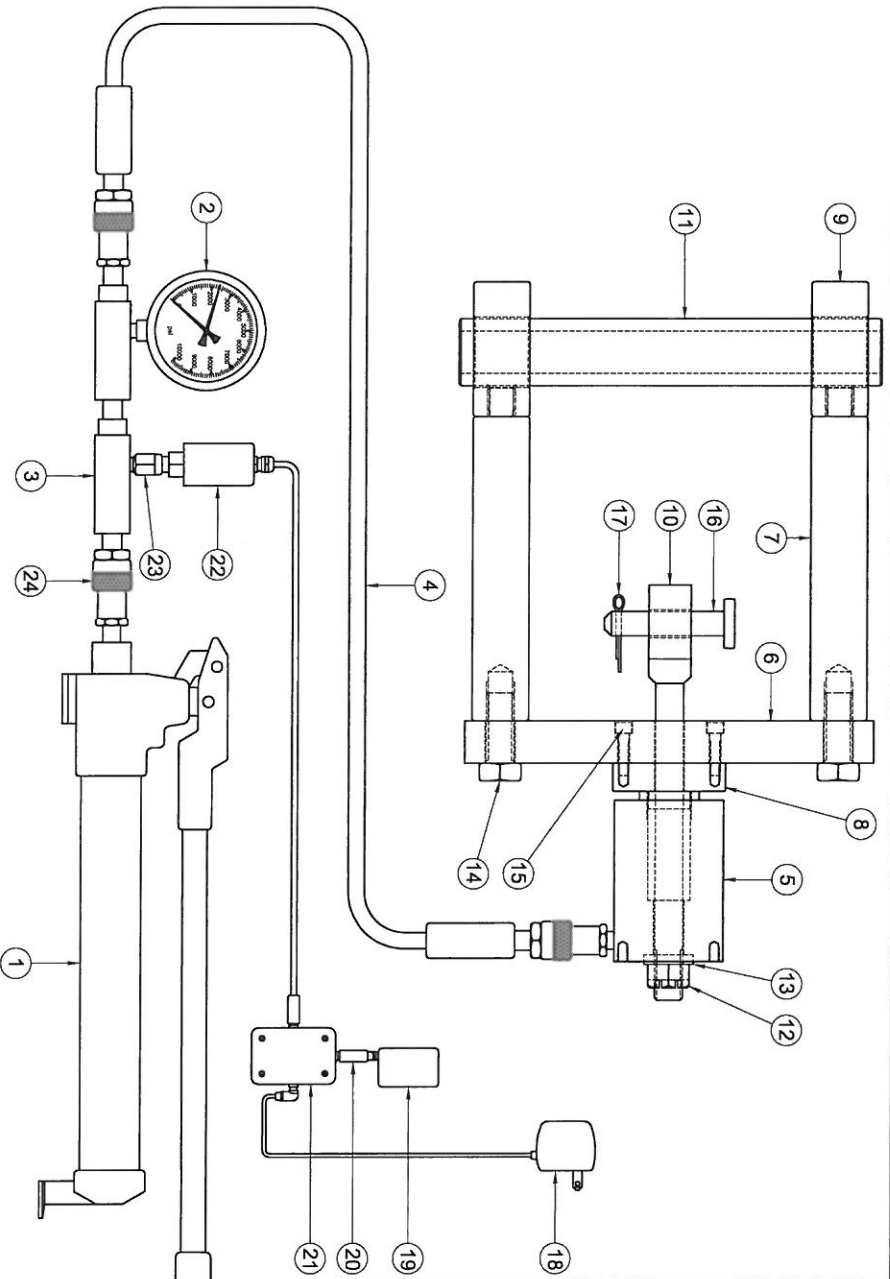
DATE	REV.	RELEASED	REMARKS	ERI	BY
12/10/07	A				

PAGE H2

COOPER MANUFACTURING & SUPPLY INC.
LAKE CHARLES LA.

TOLERANCES UNLESS NOTED
FRACTIONS +/- 1/16
DECIMAL +/- .005
ANGLES +/- 1/2°
CORNERS +/- 1/64x45°
or 1/64 R
FINISHES 125

HEAT TREATMENT	N/A	ASSEMBLY DWG NO	CM243-100	SCALE	1=2	DWG NO	CM243-100	REV	A
----------------	-----	-----------------	-----------	-------	-----	--------	-----------	-----	---




BILL OF MATERIALS

ITEM	QTY	DESCRIPTION	PART NUMBER
1	1	ENERPAC PUMP (777-10,000 PSI)	CM242-300
2	1	GAUGE (0-10,000 PSI)	CM242-301
3	2	GAUGE ADAPTER (ENERPAC-GA3)	CM242-302
4	1	ENERPAC HYDRAULIC HOSE (#9208)	CM242-303
5	1	ENERPAC HOLLOW CYLINDER (RCH-208)	CM242-304
6	1	CYLINDER MOUNTING PLATE	CM240-308
7	2	MOUNTING PLATE ARM	CM243-309
8	1	CYLINDER ADAPTER	CM240-307
9	2	T-BAR HANDLE RING	CM240-310
10	1	TEST ROD (ATLAS)	CM243-310
11	1	LOAD CELL HANDLE	CM243-312
12	1	TEST ROD NUT	CM238-304
13	1	TEST ROD WASHER	CM238-305
14	2	1-8 x 2-1/2" HEX HEAD BOLT	CM240-314
15	2	3/8-16 x 1-1/2" SOCKET HEAD CAP SCREW	CM240-317
16	1	TEST ROD PIN (ATLAS)	CM243-313
17	1	COTTER PIN	CM238-306
18	1	9v 300ma POWER ADAPTER	CM242-318
19	1	OMEGA CURRENT RECORDER	CM242-320
20	1	CONNECTOR	CM242-321
21	1	CONNECTING BLOCK	CM242-322
22	1	OMEGA TRANSDUCER	CM242-323
23	1	PRESSURE SNUBBER	CM242-324
24	3	QUICK DISCONNECT	CM242-325
25	1	USB CABLE	CM242-326
26	1	OMEGA USB INTERFACE	CM242-327
27	1	CABLE	CM242-328

TEST WIRE FOR T-BAR CLAMP

CM240-319 SOLD BY THE FOOT

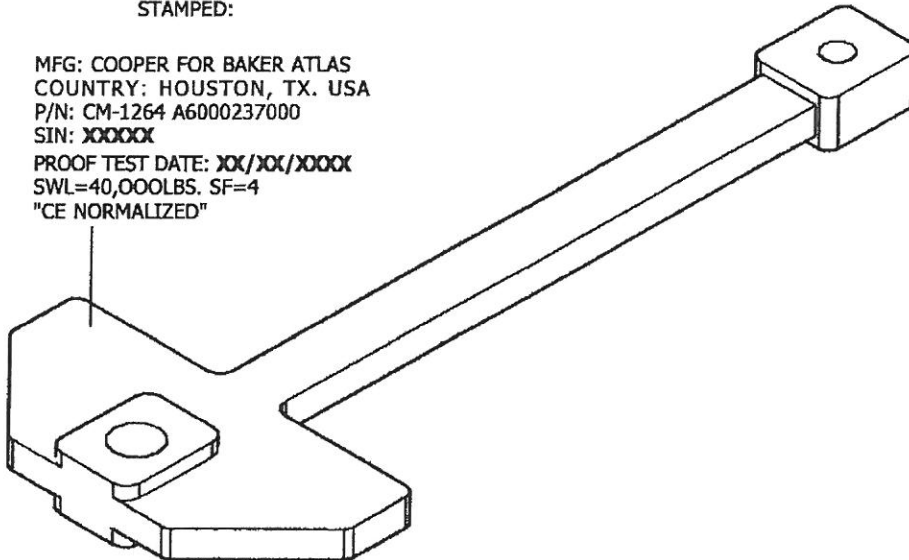


BAKER ATLAS T-BAR SHEAVE HANGER
REV B. CE MARKED

CM-1264
A6000237000

STAMPED:

MFG: COOPER FOR BAKER ATLAS
COUNTRY: HOUSTON, TX. USA
P/N: CM-1264 A6000237000
SIN: XXXXX
PROOF TEST DATE: XX/XX/XXXX
SWL=40,000LBS. SF=4
"CE NORMALIZED"

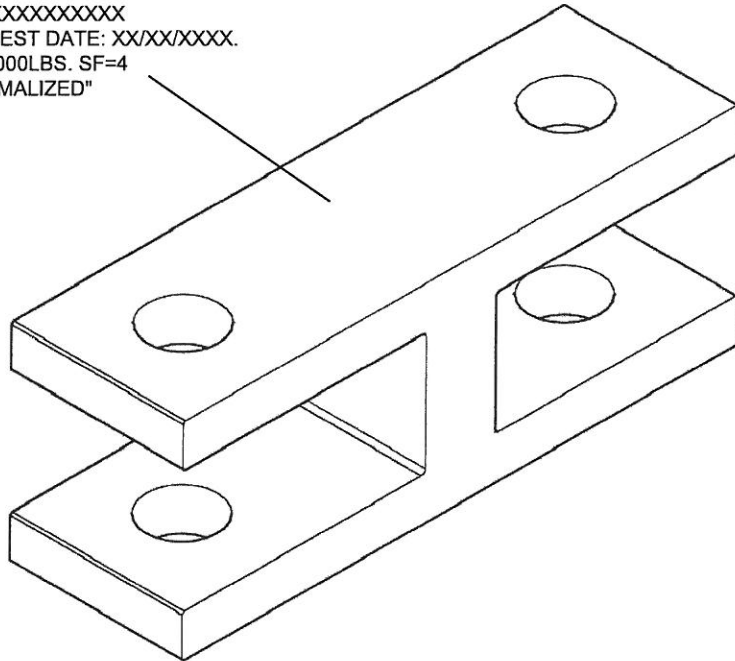


- NOTE:
1. SWL=40,000 LBS.
 2. SF=4
 3. MATERIAL CERTS PROVIDED
 4. MPI CERTS PROVIDED
 5. PULL TEST 2XSWL CERTS PROVIDED

DOUBLE CLEVIS ADAPTER

CM-1263 REV.B
A6000238000

STAMPED:
MFG: COOPER FOR BAKER ATLAS
COUNTRY: HOUSTON, TX. USA
P/N: CM-1263 A6000238000
S/N: XXXXXXXXXXXX
PROOF TEST DATE: XX/XX/XXXX.
SWL=40,000LBS. SF=4
"CE NORMALIZED"



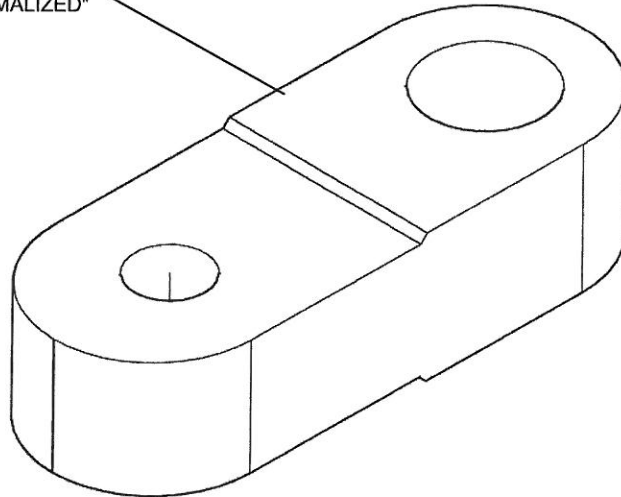
NOTE:

1. SWL=40,000LBS.
2. SF=4
3. MATERIAL CERTS PROVIDED
4. MPI CERTS PROVIDED
5. PULL TEST 2XSWL CERTS PROVIDED

RIG UP SHACKLE

CM-1262 REV.B
A6000239000

STAMPED:
MFG: COOPER FOR BAKER ATLAS
COUNTRY: HOUSTON, TX. USA
P/N: CM-1262 A6000239000
S/N: XXXXXXXX.
PROOF TEST DATE: XX/XX/XXXX
SWL=40,000LBS. SF=4
"CE NORMALIZED"

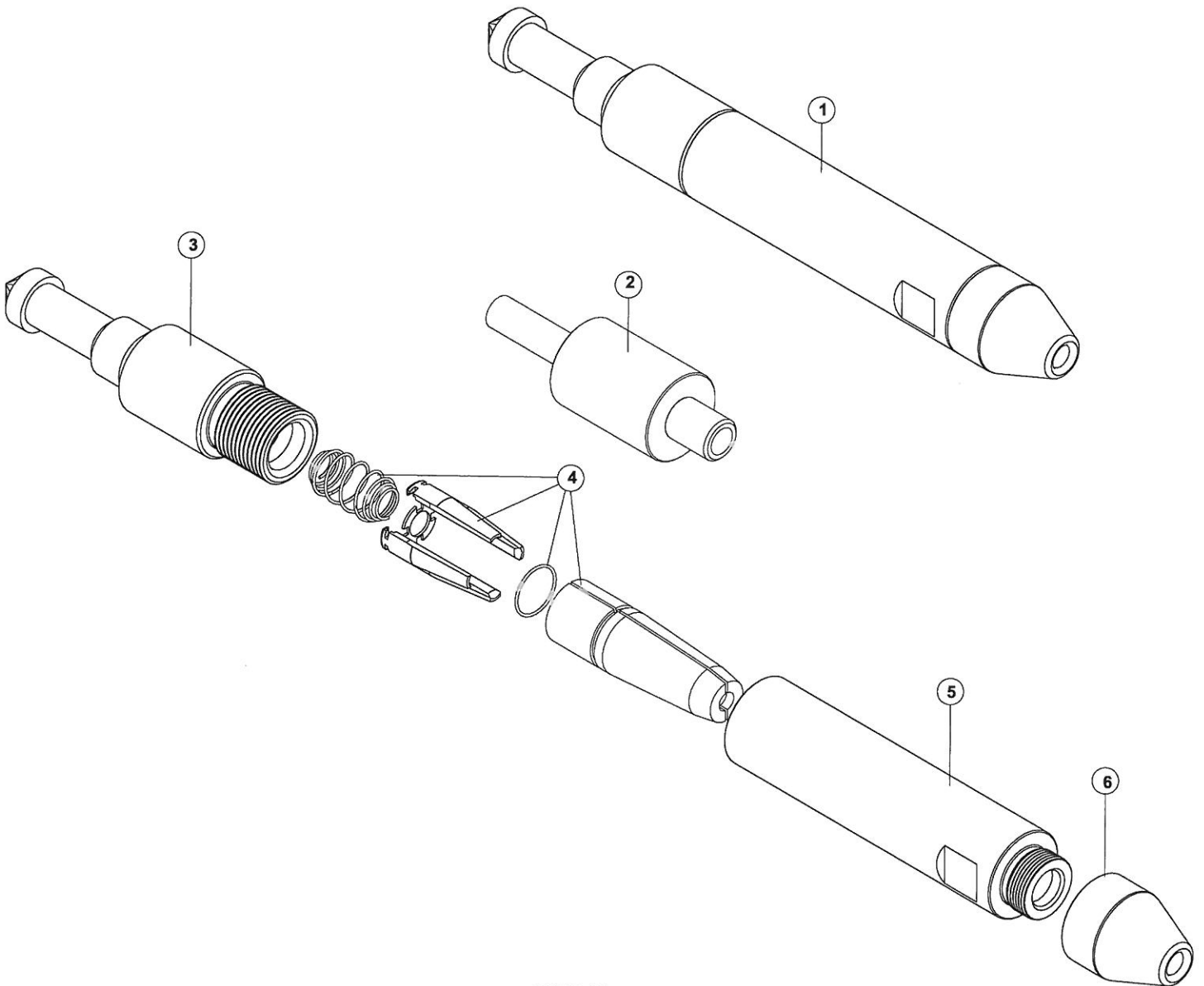


NOTE:

1. SWL=40,000LBS.
2. SF=4
3. CE MARKED
4. PULL TEST 2XSWL CERTS PROVIDED
5. MPI CERTS PROVIDED
6. MATERIAL CERTS PROVIDED

REVERSE STRIPPING KIT

1. CM42-503 REVERSE STRIPPING KIT ASSEMBLY
2. CM72-310 EXTRACTION TOOL ASSEMBLY
3. CM65-317 1-11/16" SPEAR HEAD SUB
4. CM72-320 (17/32" WIRE) SLIP ASSEMBLY
CM72-321 (15/32" WIRE)
5. CM72-301 2-1/8" ROPE SOCKET BODY
6. CM72-302 NOSE CONE



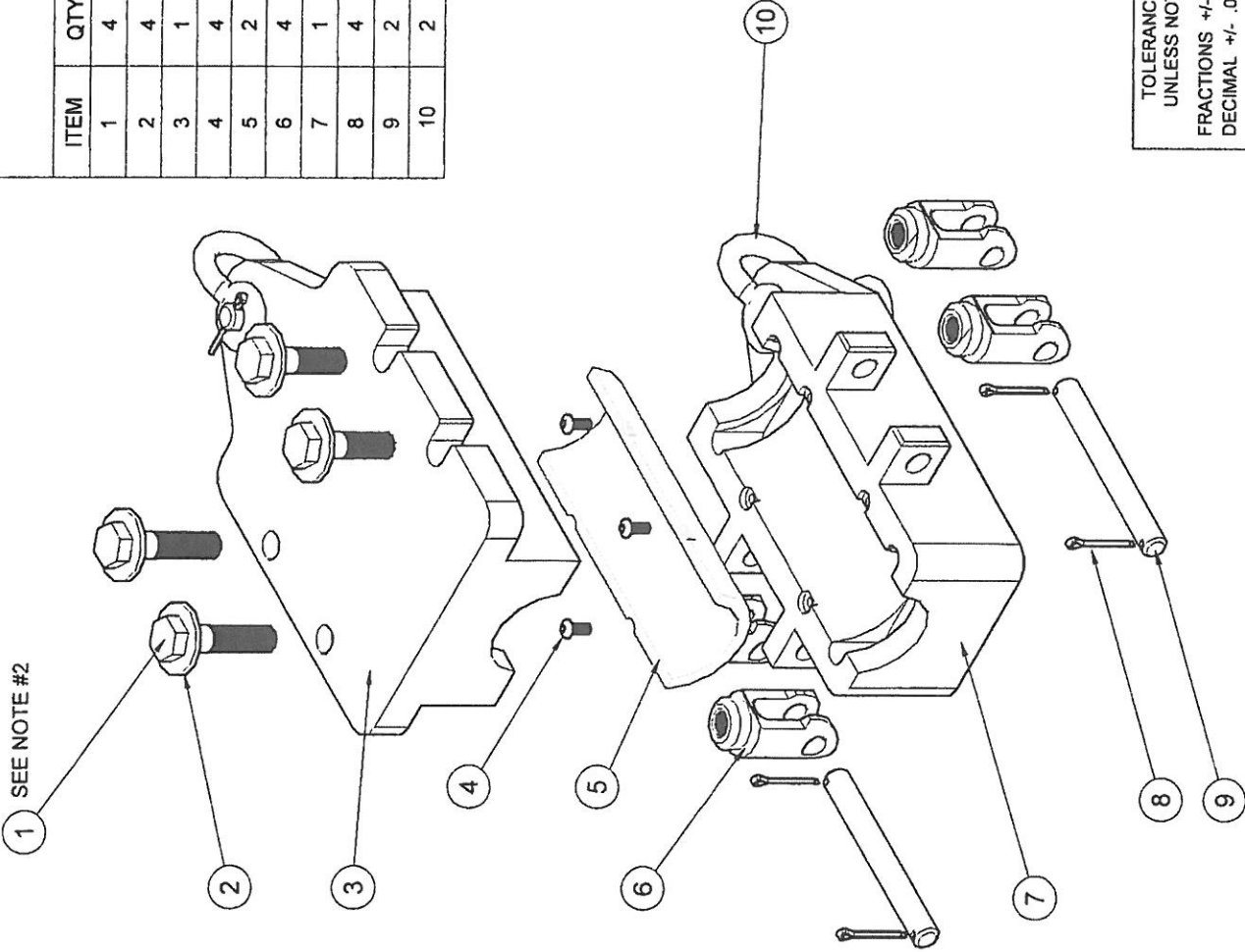
BILL OF MATERIALS

ITEM	QTY	DESCRIPTION	PART NUMBER
1	4	TIE DOWN BOLT	CM01-320
2	4	FLAT WASHER	CM01-321
3	1	TIE DOWN BAR	CM425-300
4	4	S.S. 10-32 BUTTON HEAD SCREW	CM424-304
5	2	LINER (SEE NOTE #1)	CM424-303
6	4	CLEVIS	CM01-318
7	1	BODY	CM425-301
8	4	COTTER PIN	CM01-314
9	2	TIE DOWN PIN	CM424-302
10	2	7/16" SHACKLE (BOLT TYPE)	CM424-305

NOTES:
#1. LINER SIZES AVAILABLE?
2" (PN CM424-303/2.000)

- 1-7/8" (PN CM424-303/1.875)
- 1-11/16" (PN CM424-303/1.688)
- 1-3/4" (PN CM424-303/1.750)
- 1-1/2" (PN CM424-303/1.500)
- 1-3/8" (PN CM424-303/1.375)
- 1" (PN CM424-303/1.000)
- 11/16" (PN CM424-303/687)
- 5/8" (PN CM424-303/625)

#2. LUBRICATE AND TORQUE BOLTS (CM01-320)
TO 50 FT/LBS.



**COOPER MANUFACTURING
& SUPPLY INC.**
LAKE CHARLES LA.

2" ALUMINIUM TOOL CLAMP

TOLERANCES UNLESS NOTED
FRACTIONS +/- 1/16
DECIMAL +/- .005
ANGLES +/- 1/2°
CORNERS +/- 1/64x45°
OR 1/64 R
FINISHES 125

MATERIAL 7075 ALUM.
HEAT TREATMENT T651

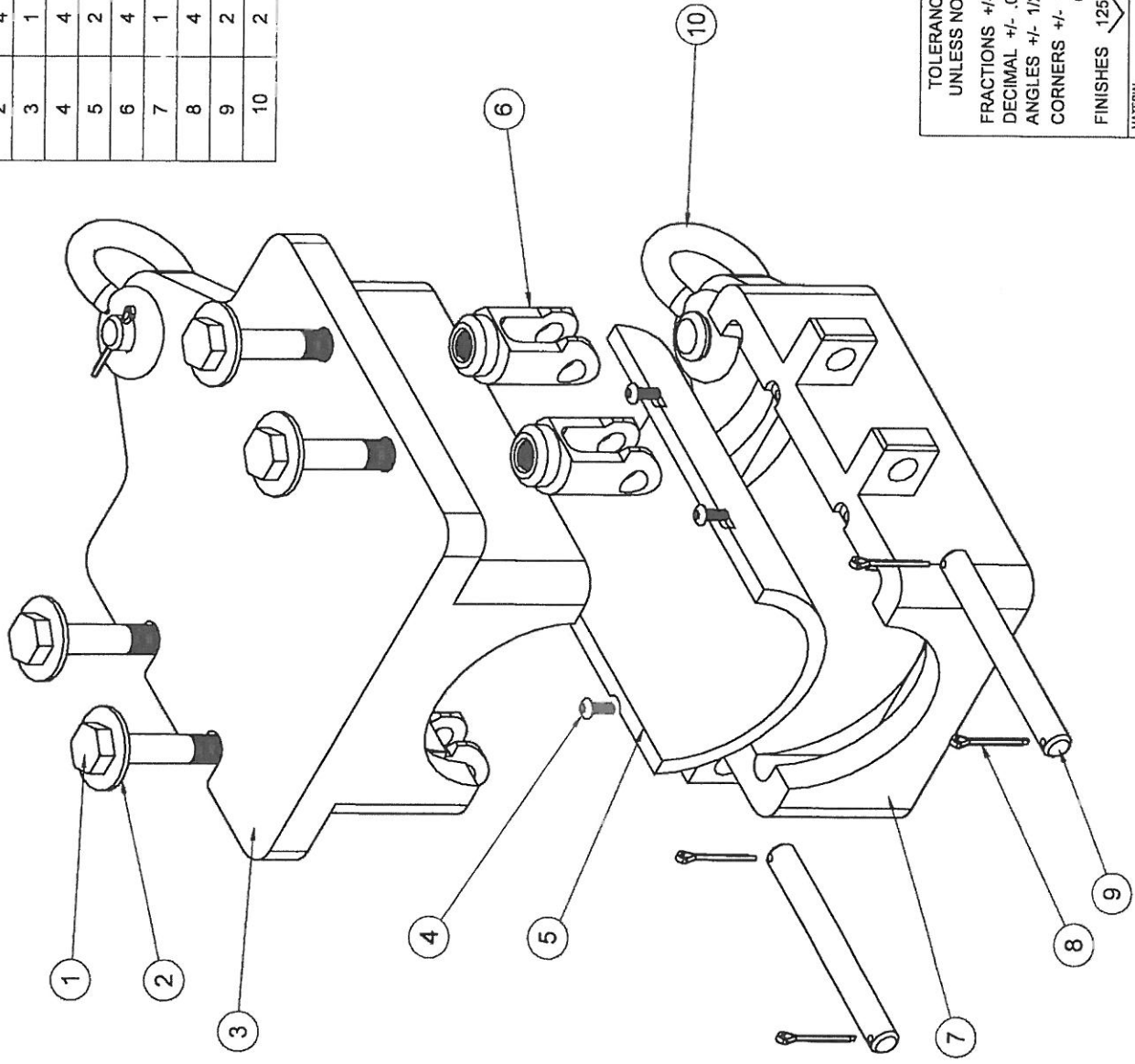
DRAWN BY ERI	DATE 4/1/14	CHECKED BY ERI	APPROVED BY RC	SIZE A
ASSEMBLY DWG NO CM425-100	SCALE N/A	DWG NO CM425-100	REV A	

SWL = 4K
SF = 4
"CE" NORMALIZED

4/1/14	A	RELEASED	ERI
DATE	REV.	REMARKS	BY

BILL OF MATERIALS

ITEM	QTY	DESCRIPTION	PART NUMBER
1	4	TIE DOWN BOLT	CM429-320
2	4	FLAT WASHER	CM01-313
3	1	TIE DOWN BAR	CM429-300
4	4	S.S. 10-32 BUTTON HEAD SCREW	CM424-304
5	2	LINER (SEE LINER SIZES AVAILABLE)	CM429-303
6	4	CLEVIS	CM01-318
7	1	BODY	CM429-301
8	4	COTTER PIN	CM01-314
9	2	TIE DOWN PIN	CM424-302
10	2	1/2" SHACKLE	CM429-305



NOTES:

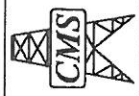
1. LINER SIZES AVAILABLE:

- 3-5/8" CM429-303 / 3.625
- 3-1/2" CM429-303 / 3.500
- 3-3/8" CM429-303 / 3.375
- 3-1/8" CM429-303 / 3.125
- 2-7/8" CM429-303 / 2.875
- 2-3/4" CM429-303 / 2.750
- 2-1/2" CM429-303 / 2.500
- 2-3/8" CM429-303 / 2.375
- 2-1/4" CM429-303 / 2.250
- 2-1/8" CM429-303 / 2.125

**2. LUBRICATE AND TORQUE BOLTS
(CM429-320) TO 45 FT/LBS**

- 3. SWL=4000 LBS
- SF=4
- "CE" NORMALIZED

TOLERANCES UNLESS NOTED
 FRACTIONS +/- 1/16
 DECIMAL +/- .005
 ANGLES +/- 1/2°
 CORNERS +/- 1/64x45°
 or 1/64 R
 FINISHES 125



**COOPER MANUFACTURING
& SUPPLY INC.**
 LAKE CHARLES LA.

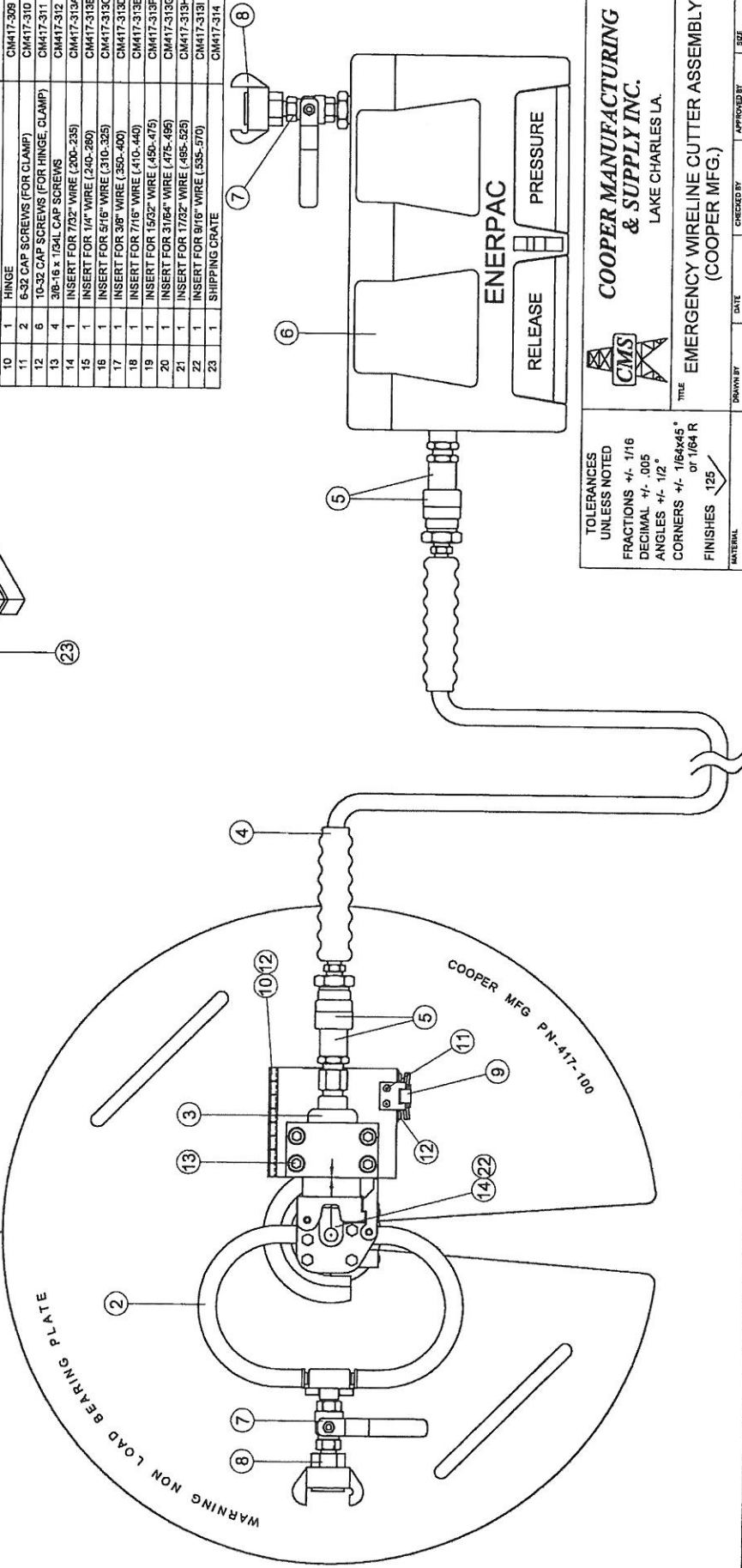
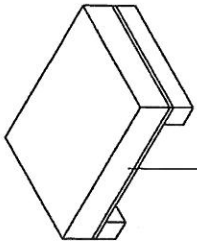
TITLE
3-5/8" SOLID BAR CLAMP

DATE	4/1/14	REV.	A	RELEASED	ERI
REMARKS					BY

ASSEMBLY DWG NO	CM429-100	SCALE	N/A	CHECKED BY	ERI	APPROVED BY	RC	SIZE	A
HEAT TREATMENT	N/A			DATE	4/1/14			REV	A

BILL OF MATERIALS

ITEM	QTY	DESCRIPTION	PART NUMBER
1	1	BASE PLATE	CM417-300
2	1	AIR LINE WIPER ASSEMBLY	CM417-301
3	1	ENERPAC HYDRAULIC CUTTER (MHC-750)	CM417-302
4	1	ENERPAC HYDRAULIC HOSE (HC9256C)	CM417-303
5	2	HOSE COUPLINGS, 1 SET (CH-604)	CM417-304
6	1	ENERPAC AIR OVER HYD. PUMP (KA11)	CM417-305
7	2	BALL STYLE CUT OFF VALVE	CM417-306
8	2	CROWS FOOT CONNECTOR	CM417-307
9	1	CLAMP	CM417-308
10	1	HINGE	CM417-309
11	2	6-32 CAP SCREWS (FOR CLAMP)	CM417-310
12	6	10-32 CAP SCREWS (FOR HINGE, CLAMP)	CM417-311
13	4	3/8-16 x 1/2" L CAP SCREWS	CM417-312
14	1	INSERT FOR 7/32" WIRE (200-235)	CM417-313A
15	1	INSERT FOR 5/16" WIRE (240-280)	CM417-313B
16	1	INSERT FOR 3/8" WIRE (350-400)	CM417-313C
17	1	INSERT FOR 7/16" WIRE (410-440)	CM417-313D
18	1	INSERT FOR 15/32" WIRE (490-475)	CM417-313E
19	1	INSERT FOR 3/164" WIRE (475-495)	CM417-313F
20	1	INSERT FOR 17/32" WIRE (485-525)	CM417-313G
21	1	INSERT FOR 8/16" WIRE (535-570)	CM417-313H
22	1	SHIPPING CRATE	CM417-314



TOLERANCES UNLESS NOTED
 FRACTIONS +/- 1/16
 DECIMAL +/- .005
 ANGLES +/- 1/2°
 CORNERS +/- 1/64x45°
 OF 1/64 R
 FINISHES 125

CMS
COOPER MANUFACTURING & SUPPLY INC.
 LAKE CHARLES LA.

THE EMERGENCY WIRELINE CUTTER ASSEMBLY (COOPER MFG.)

DRAWN BY	ERI	DATE	10/9/12	CHECKED BY	RC	APPROVED BY	RC	SIZE	B
ASSEMBLY DWG NO	417-100	SCALE	1=2	DWG NO	417-100	REV	A		

DATE	REV.	RELEASED	REMARKS	BY
10/9/12	A	ERI		